

**Registered & Head Office:**  
**Hettich India Private Limited**  
302, Durolite House,  
Opp. SAB TV, New Link Road,  
Andheri (West), Mumbai - 400 053  
Phone: +91 22 2674 3289/3356/4089  
Fax: +91 22 2674 3267

**Delhi Office:**  
**Hettich India Private Limited**  
A-26/4, 1st floor,  
Mohan Co-operative Industrial Estate,  
New Delhi - 110 044  
Phone: +91 11 4889 4000, 4889 4005  
Fax: +91 11 4889 4044

**Vadodara Factory:**  
Plot No. 304, Dhanora,  
Nandesari Road,  
Near ECPL,  
Village - Dhanora - 391 346  
Dist. - Vadodara  
Tel: + 91 26 5656 9003

### Application Centres:

**New Delhi:**  
61, Panchkuian Road,  
New Delhi - 110 001  
Ph. No. : +91 11 2358 0713,  
2358 4603

**Kolkata:**  
2nd Floor, Unit Number 2A,  
Tirumala 22,  
East Topsia Road,  
Kolkata - 700 046  
Ph. No. : +91 85850 44725

**Bangalore:**  
Adventz Center, Ground Floor 28,  
Cubbon Road, Shivaji Nagar,  
Bangalore - 560 001  
Ph. No. : +91 80 4530 0400,  
4530 0401

**Chandigarh:**  
2nd Floor, Aspire Tower,  
Plot no. 55, Industrial  
& Business park, Phase 1,  
Chandigarh - 160 002  
Ph. No. : +91 93 1755 7195

**Mumbai:**  
202, Durolite House, Opp. SAB TV,  
New Link Road, Andheri ( West),  
Mumbai - 400 053  
Ph.No. : +91 22 2639 9707

**Hyderabad:**  
" Sai Krishna "  
797 - A, Road No. 36,  
Jubilee Hills,  
Hyderabad - 500 034  
Ph. No. : +91 40 2355 8994

**Lucknow:**  
Umrao Plaza, 2nd Floor  
B - 3, Indira Nagar,  
Faizabad Road  
Lucknow - 226 016  
Ph. No. : +91 52 2407 8889

**Indore:**  
Office No.106 and 107-A,  
"Brilliant Titanium",  
Plot No.9, Scheme No.78, Part-II,  
Indore - 452 010, Madhya Pradesh,  
Ph. No. : +91 93 0171 7343

**Chennai:**  
"Heavitree", Ground Floor,  
47, Spur Tank Road,  
Chetpet, Chennai - 600 031  
Ph. No. : +91 44 4263 7227

**Pune:**  
Ishanya Speciality Mall,  
C G 00-01, 2nd floor,  
Arcade-2, Opp.Golf Course,  
Yerwada, Pune - 411 006,  
Ph. No. : +91 20 4132 2638

**Ahmedabad:**  
1st Floor, Unit No. 102,  
Safal Pegasus,  
Anand Nagar,  
Ahmedabad - 380 015,  
Ph. No. : +91 79 4032 2824

**Kochi:**  
41/2062D, 2nd Floor  
Adjacent to standard chartered  
bank, Palarivattom signal  
junction, NH 47 By-pass,  
Kochi - 682 028

### Enquiry & Customer Services

Toll Free : 1800 209 2096 (office hours)

Email: sales\_enquiry@in.hettich.com  
customer\_services@in.hettich.com  
www.hettich.com



## Kitchen Design Collection Drawer Systems

Technik für Möbel



Technik für Möbel





The company's origins date back to 1888, when Karl Hettich began making the new clock component he had invented. By 1930, his descendants had diversified into furniture fittings, setting up production in East Westphalia – a center of the German furniture industry. Today, Hettich, still family owned, has become an industry leader with a worldwide reputation. We're one of the world's largest manufacturers of high-quality furniture fittings, with presence in more than 100 countries.

The company's success has been built on four enduring values: quality, innovation, close cooperation with customers and absolute reliability. We work to inspire our customers with our ideas and our passion.





**Global presence, always close to customers.**

- ▶ 38 branches and over 100 agencies across the globe
- ▶ Production sites in Germany, Czech Republic, Spain, USA, China & India

- Production sites
- Distribution offices



## Kitchen Design Collection

The charisma of the ever evolving new designs and concepts from Hettich can never fail to please us. The design typology backed by the persistent functionality accounts for the wide popularity of Hettich products. Kitchen is no longer a planetary unit used only with reference to the humdrum process of cooking. On the contrary the worldwide change in mental perception has also reflected a simultaneous change in the mindset of the contemporary consumer and it is precisely this wave of change which has brought about a drastic revolution in the current lifestyle. Hettich with its ever innovative range continues to satiate the changing needs of the consumer by meeting halfway all the required dimensions of the homemaker to make kitchen experience

an exciting and meaningful. Today the customer has come a long way from the past and is equally vocal for its need of a perfectly designed functional kitchen along with an exquisite demeanor. Hettich with its widespread presence all over the world gives us the assurance of complete support and guidance as per need. Hettich strictly believes in the policy of adhering to preserving the high class quality that it retains and hence comes with a guarantee of all its products as well as service. Hettich offers a wide range of drawer systems to suit the varying needs of the customers. This series contains the assimilated information on the range of products offered by Hettich.



## The Secret Ingredient to Perfect Health Revealed



- 1) Hettich Intelligent Kitchens works in every kitchen!  
Don't store heavy goods above shoulder level or below knee height! Avoid strenuous bending or stretching, by storing the most frequently used items in the middle zone between shoulders and hips. You can store less frequently used items higher up or lower down.



- 2) How "healthy" is your kitchen?  
If you do have to lift a heavy item from below hip height, keep your back straight and let your legs do the work.

"Your back is subjected to high stresses in many situations. Seemingly harmless routine tasks can seriously affect your spine. In fact, today back problems have become something of a lifestyle disease, with around 70 percent of adults saying they frequently have back problems. This makes it all the more important to understand how we can make our daily especially, many negative factors can not be ruled out by applying ergonomic principles and intelligent space management."



- 3) Enjoy the new kitchen convenience – with functional fittings from Hettich.  
Full extension drawers in base units represent excellent ergonomics. It's much easier to find and fetch out an item from a drawer like this than from a cupboard with conventional doors. Bending over, or even crawling into a cupboard, to find what you're looking for is a thing of the past.



# Functional Areas

## intelligent kitchens

Intelligent Kitchens turns every kitchen into an intelligent kitchen.  
We'll show you how the Intelligent Kitchens concept is implemented using a Variety of kitchen layouts.



### Stories from everyday kitchen life



Food storage



Preparing food




Storage containers



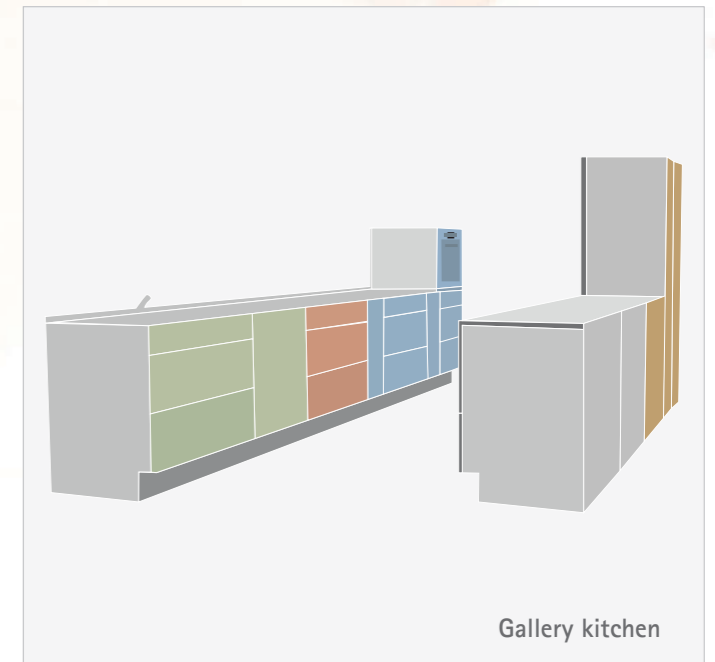
Cleaning agents and waste



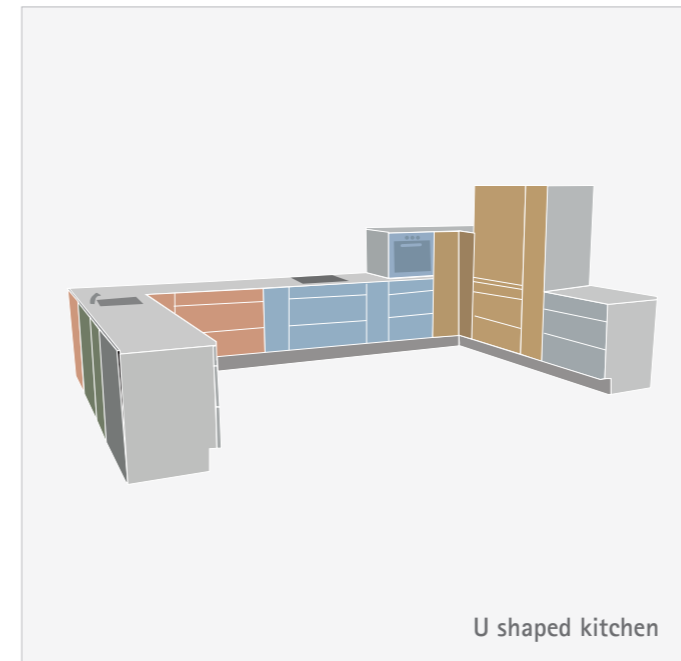
China and cutlery



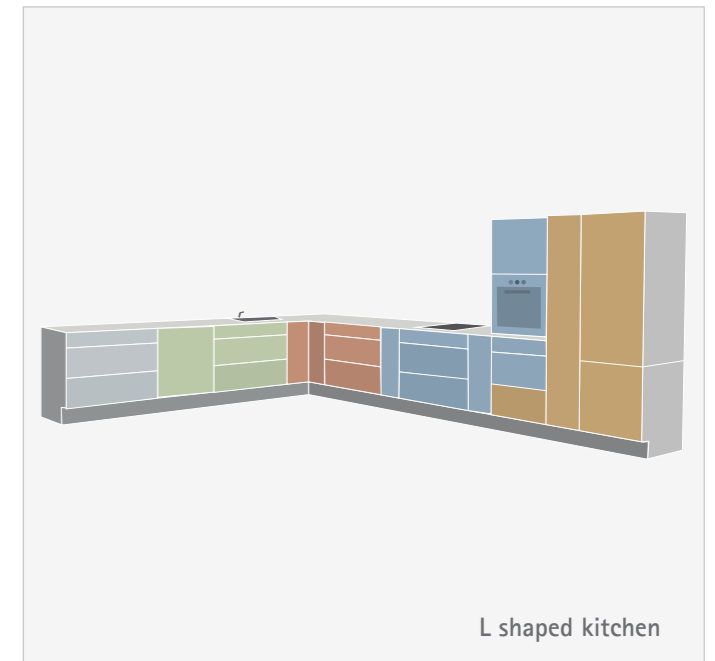
Island kitchen



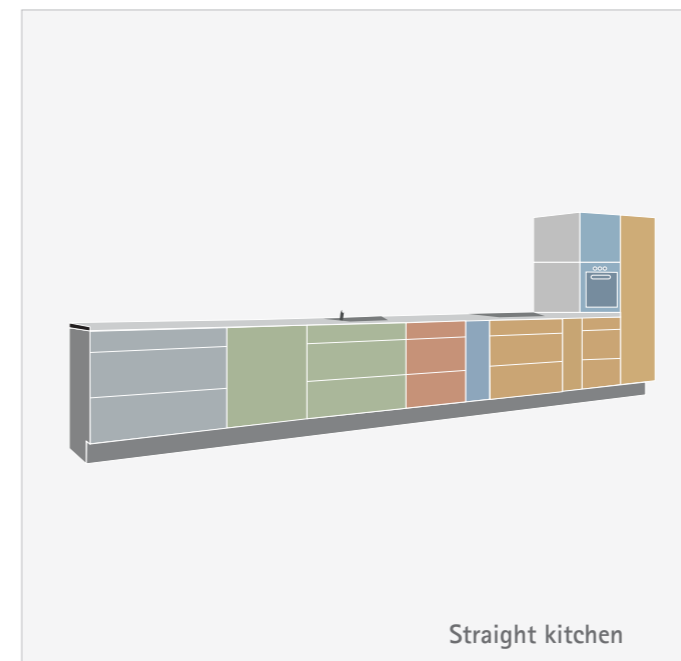
Gallery kitchen




U shaped kitchen



L shaped kitchen



Straight kitchen



G shaped kitchen




InnoTech




CargoPlus



CargoFlexi



CargoTech



CargoTech M



Atira



ArciTech



## Drawer System

for more convenience  
& better design in  
the kitchen

At the focus of home living, a new kitchen is an expression of personal lifestyle. The drawer systems provides a wealth of options for meeting personal wishes and needs – this gives added value and a mark of distinction. Our drawer system makes it easy and inexpensive to carry external design and materials through to the cabinet interiors. Perfect in form and function, our drawer system adds convenience and captivating ideas to any space.



## ArciTech

Thinking beyond tomorrow: customised design options, a huge load capacity, tremendous cost effectiveness. The ArciTech drawer system shows itself from its best side. Based on only one drawer side profile, numerous variations in design and functionality can be produced easily and efficiently. Just the way you imagine it. But this is the best of it: Even carrying loads of up to 80 kilograms, the Actro runner always ensures full access and silent, soft closing. Gentle. Strong. Versatile.



Installation Video



**GOOD DESIGN**

**OWL-INNOVATIONSPREIS  
MARKTVISIONEN  
2011**





### 1. ArciTech

- ▶ Strong enough for large, heavy drawers
- ▶ Loading capacities of up to 80 kilograms.
- ▶ Available in stainless steel, silver, white, anthracite or champagne colour finishes.
- ▶ Unequalled running action that speaks quality in high end furniture.



### 2. OrgaStore 400

- ▶ For pot-and-pan drawer or internal pot-and-pan drawer with railing.
- ▶ Crosswise railings and lengthwise dividers must be ordered separately.
- ▶ It is recommended to fit an anti-slip mat.

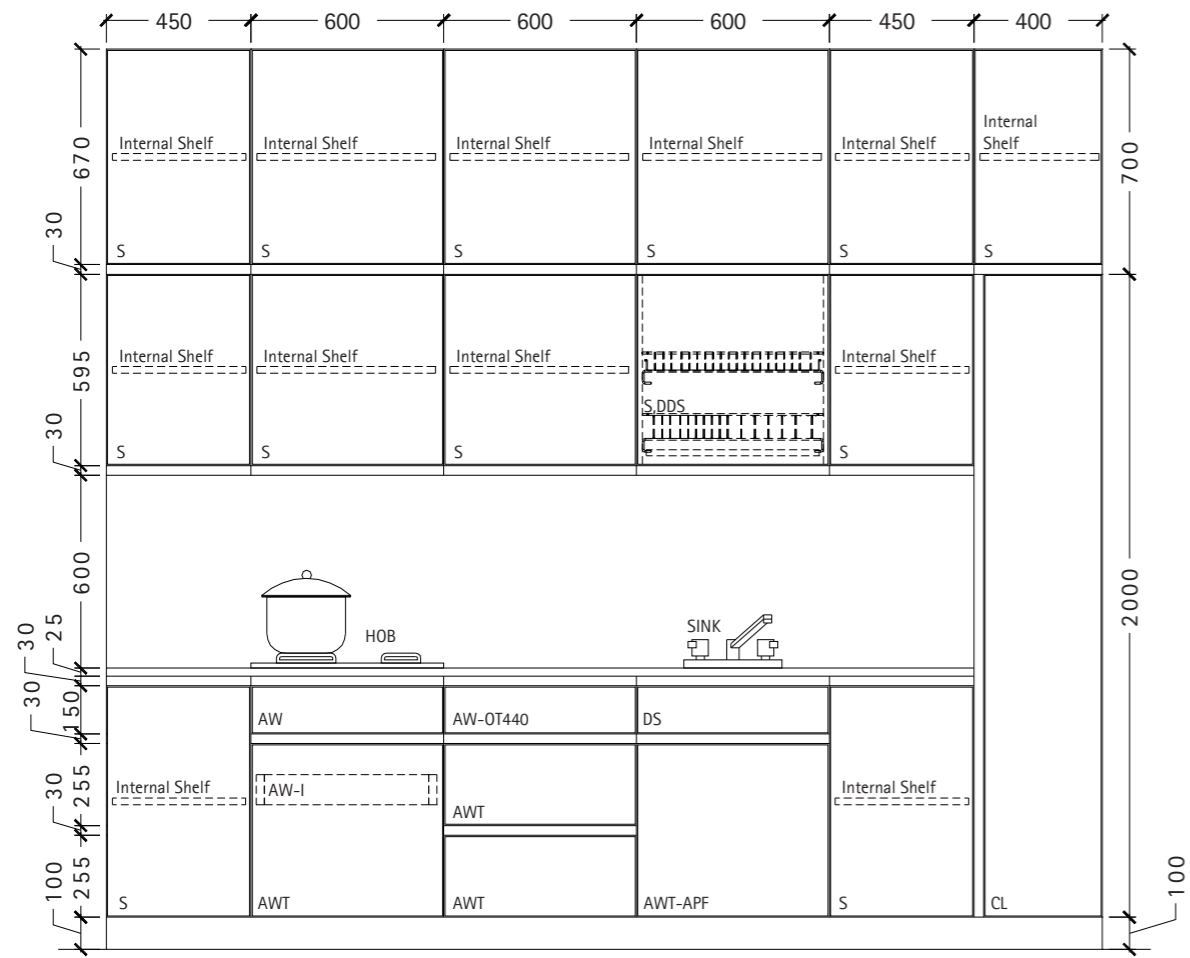


### 3. Aluminium Profile Handle: Eslinga

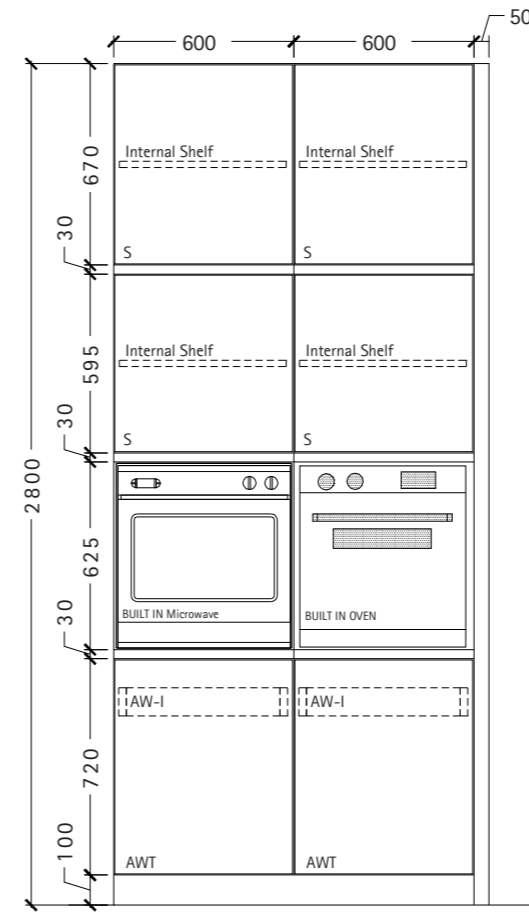
- ▶ Finish: Anodised aluminium.



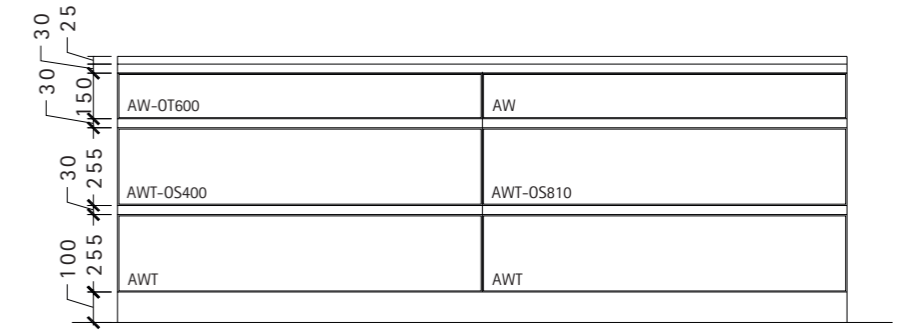




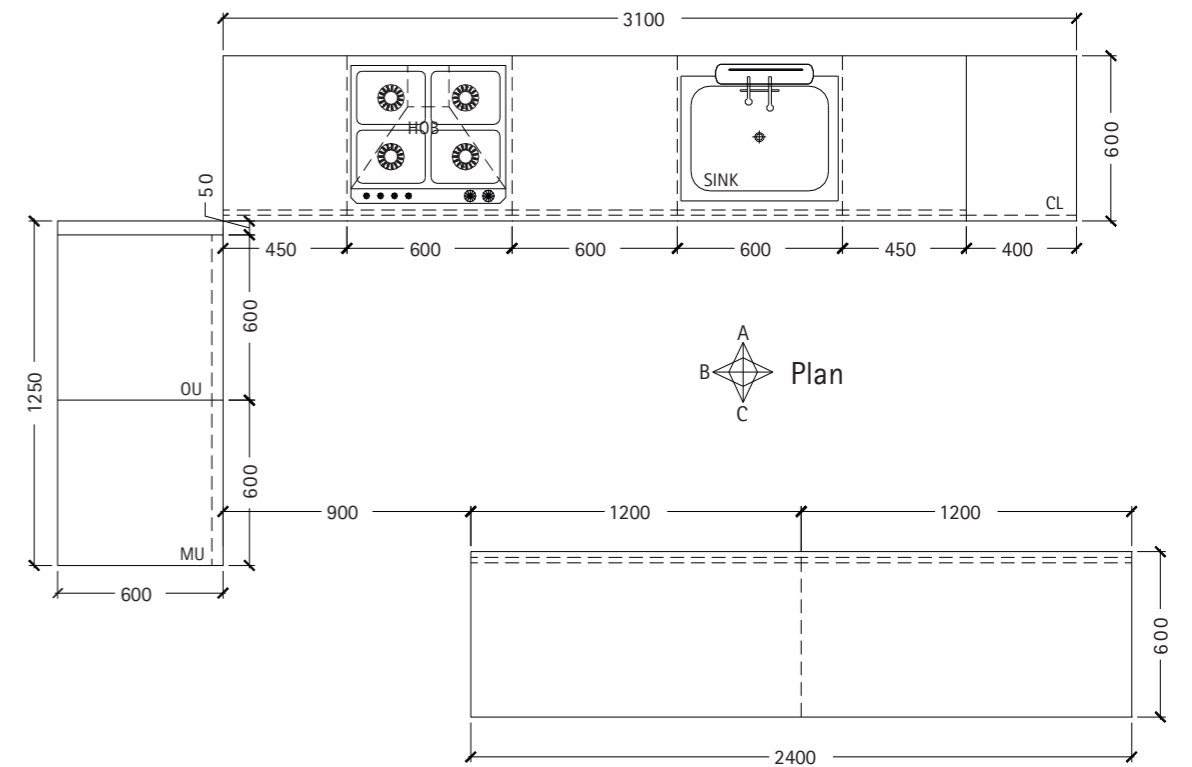
Elevation A



Elevation B



Elevation C



- AW ArciTech Powder Coated steel-White (94/500) mm
- AWT ArciTech Powder Coated steel-White with TopSide (186/500) mm
- OT 440 OrgaTray 440
- OT 600 OrgaTray 600
- OS 810 OrgaStore 810
- OS 400 OrgaStore 400
- APF ArciTech Pull Frame- 600 mm
- AW-I ArciTech Powder Coated steel-White Internal Front (94/500) mm
- MU Microwave Unit- 600 mm
- OU Oven Unit- 600 mm
- S Sensys Hinge
- DDS Dish Drainer Set- 600 mm (Cargo Series)
- DS Dummy Shutter
- CL Cargo Larder- 400 mm





### 1. OrgaTray 570

- ▶ Adapted to standard carcass width.
- ▶ For 94 mm drawer side profile height.
- ▶ Silver plastic, anthracite plastic dividing elements.



### 2. Pull out shelf

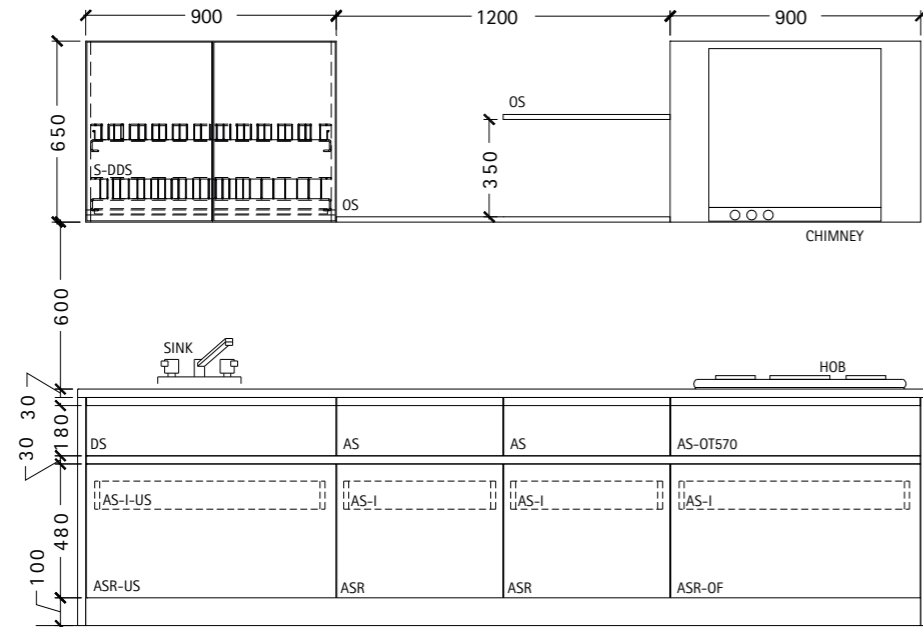
- ▶ Functional and visually pleasing alternative to wooden shelves, in kitchen.
- ▶ Can be mounted with KA telescopic & Quadro runners.
- ▶ Available in three standard carcass.



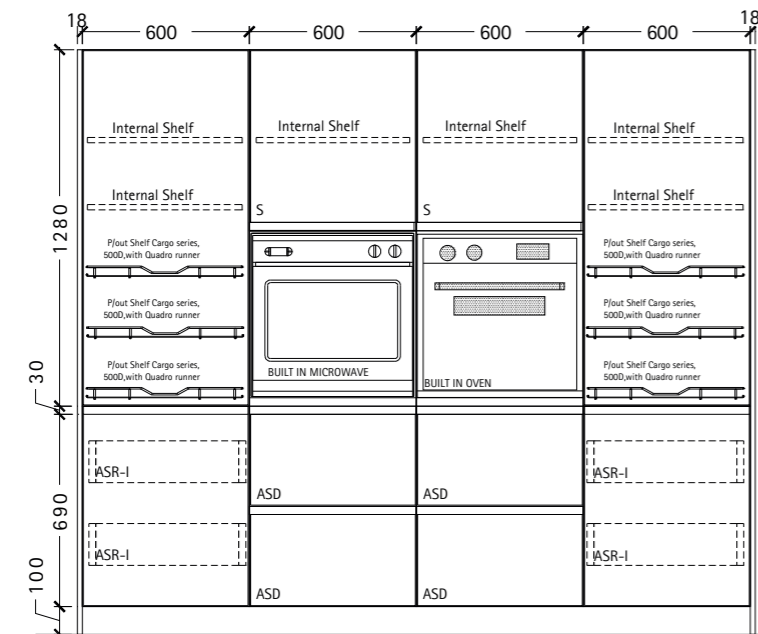
### 3. Sensys Hinge

- ▶ Soft dampened closing.
- ▶ Concealed latch simple, safe & reliable.
- ▶ Minimum door protrusion.

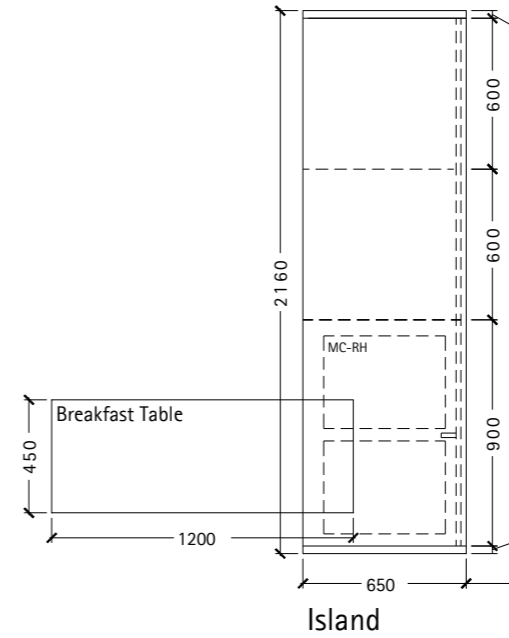
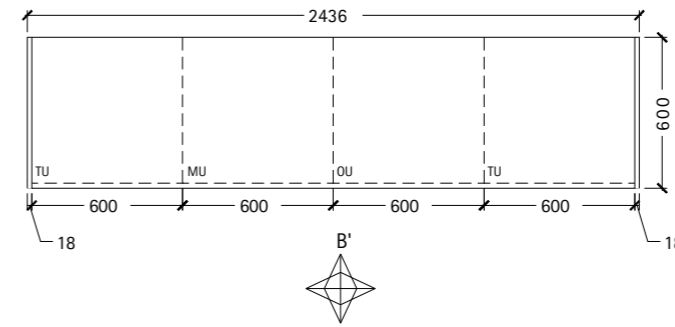




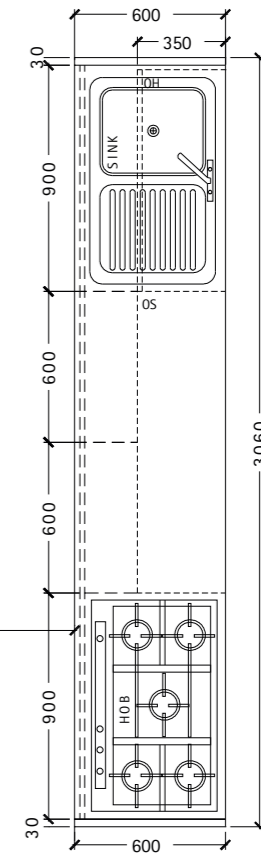
Elevation A



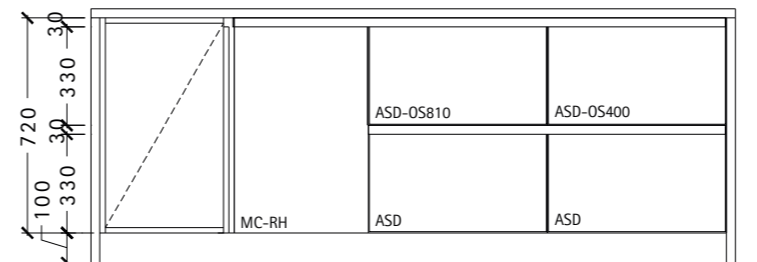
Elevation B




Island



Plan



Island Elevation



- AS ArciTech Powder Coated steel-Silver (94/500) mm
- ASD ArciTech Powder Coated steel-Silver with Designside (186/500) mm
- ASR ArciTech Powder Coated steel-Silver with Railing (186/500) mm
- AS-I ArciTech Powder Coated steel-Silver Internal Front (94/500) mm
- ASR-I ArciTech Powder Coated steel-Silver Internal Front (186/500) mm
- OF Orga Flag Basic Set
- OT 570 OrgaTray 570
- OS 810 OrgaStore 810
- OS 400 OrgaStore 400
- US Under Sink drawer
- MC Moving Corner- RH- 450 mm (Cargo Series)
- DDS Dish Drainer Set- 900 mm (Cargo Series)
- S Sensus Hinge
- OS Open Shelf
- OH Over Head Unit
- MU Microwave Unit- 600 mm
- OU Oven Unit- 600 mm
- TU Tall Unit- 600 mm





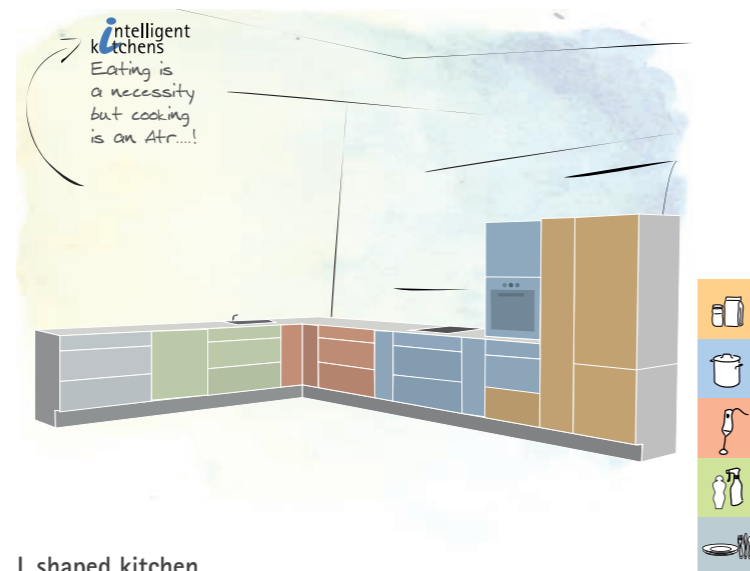
**1. ArciTech internal drawer**  
 ▶ For standard carcass width.  
 ▶ With pre-mounted connectors.



**2. Narrow base unit**  
 ▶ Carcase height 750 mm max.  
 ▶ Carcase width 300 mm max.  
 ▶ Actro drawer runner is required on the left and right, mounted diagonally.

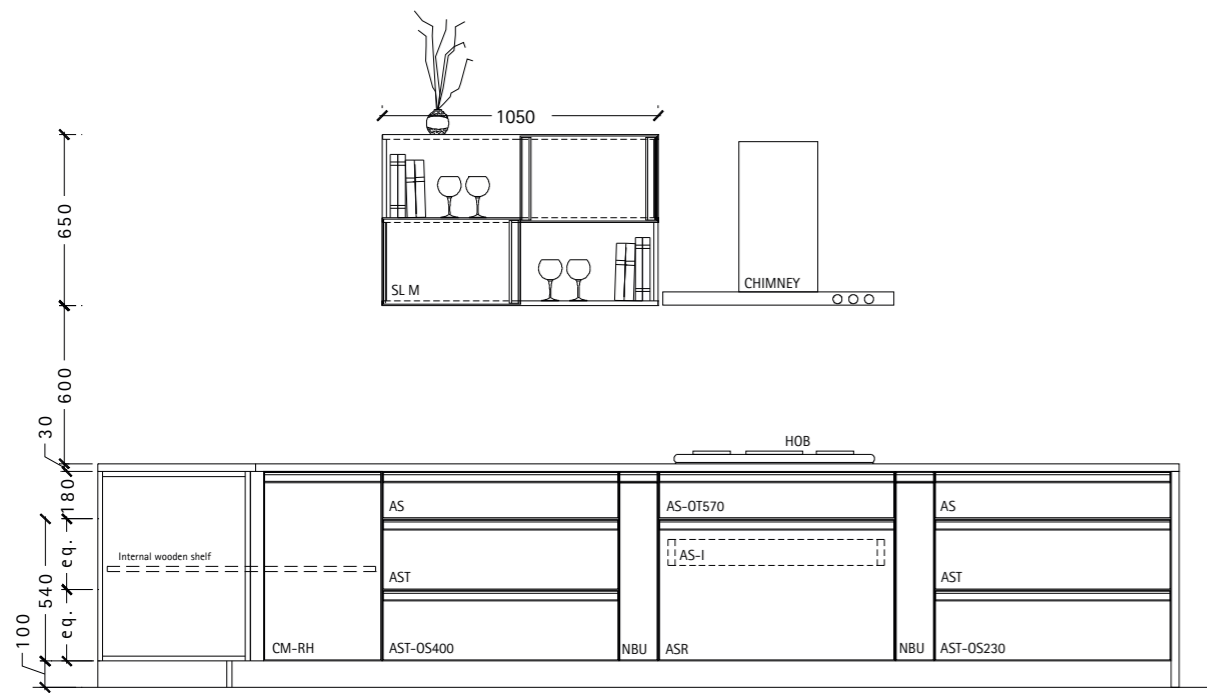


**3. Wicker basket**  
 ▶ With wooden frame and integrated handle moulding.  
 ▶ For cabinet widths of 400, 500 and 600 mm, minimum carcass depth inside 500 mm.  
 ▶ With roll-out prevention.  
 ▶ Wooden frame solid beech.

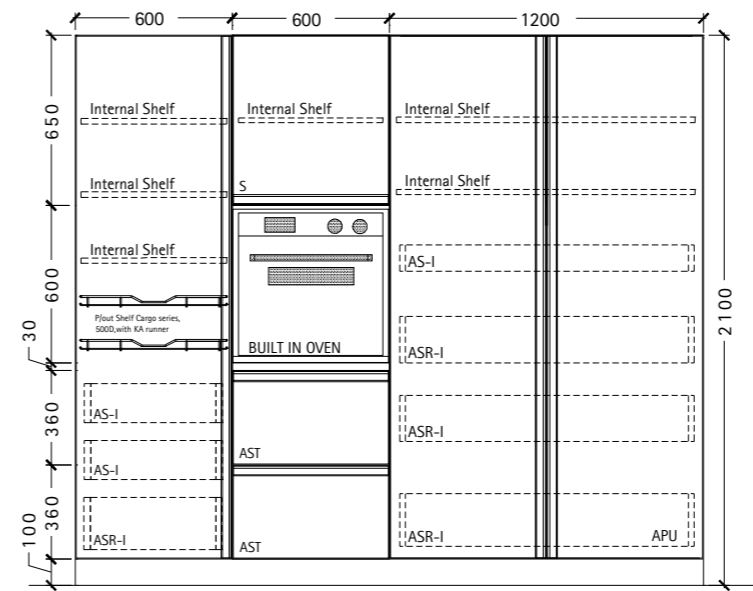


L shaped kitchen

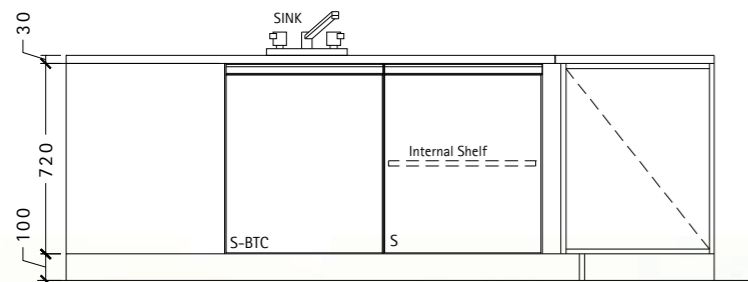




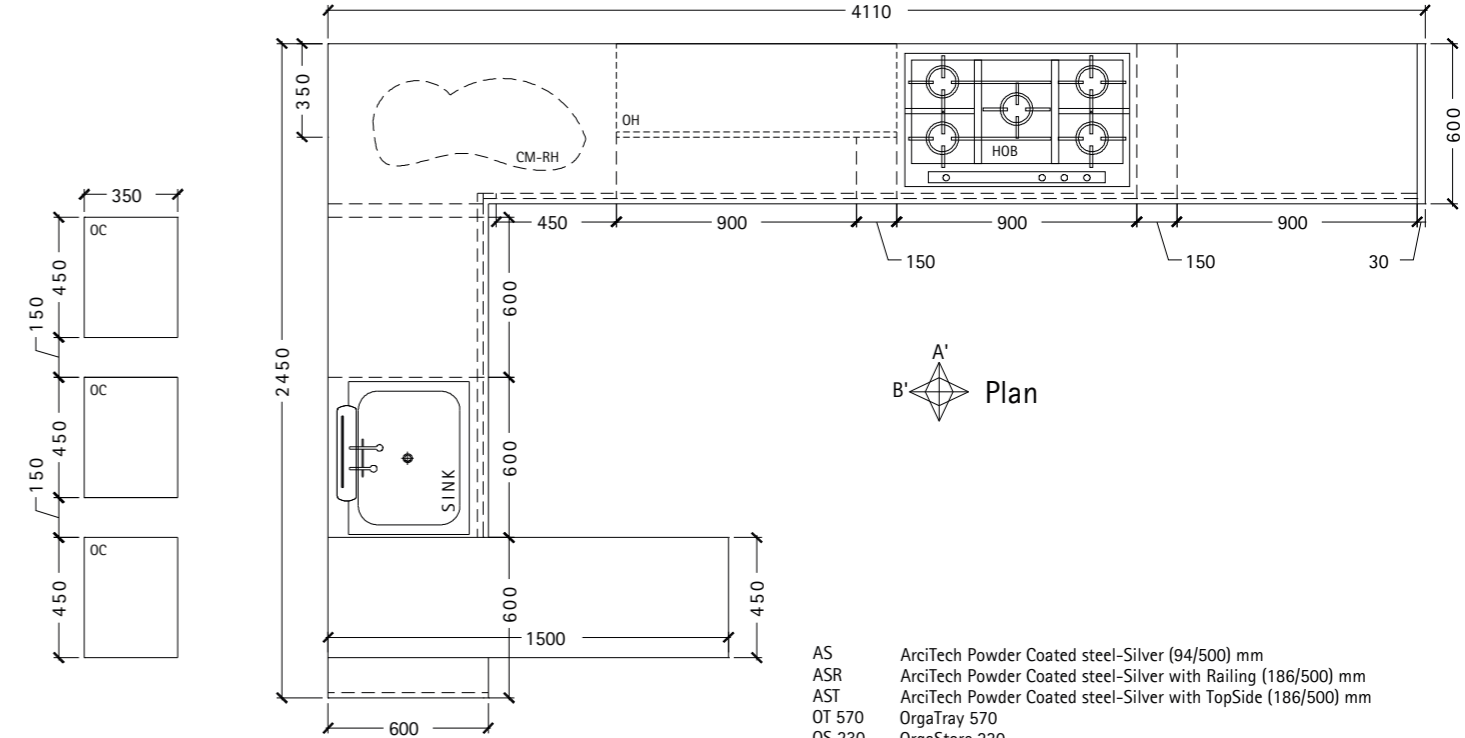
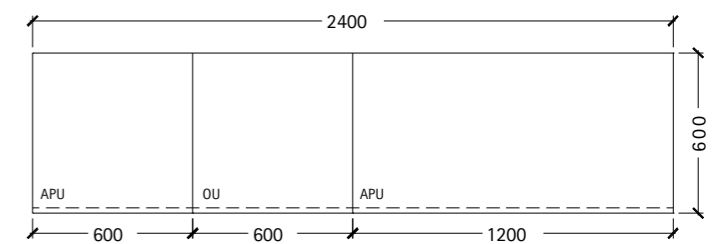
Elevation A



Elevation C



Elevation B



- AS ArciTech Powder Coated steel-Silver (94/500) mm
- ASR ArciTech Powder Coated steel-Silver with Railing (186/500) mm
- AST ArciTech Powder Coated steel-Silver with TopSide (186/500) mm
- OT 570 OrgaTray 570
- OS 230 OrgaStore 230
- OS 400 OrgaStore 400
- AS-I ArciTech Powder Coated steel-Silver Internal Front (94/500) mm
- ASR-I ArciTech Powder Coated steel-Silver Internal Front (186/500) mm
- S Sensys Hinge
- OU Oven Unit- 600 mm
- OC Open Cabinet
- SL M SlideLine M
- CM CargoMan-RH-450 mm with blind corner hinge
- NBU Narrow Base Unit- 150 mm
- APU ArciTech Pantry Unit- 600 mm Et 1200 mm
- BTC Bin IT.Classic-13L (Waste bin p/out)
- OH Over Head Unit





### 1. OrgaStore 810

- ▶ Adapted to standard carcass width.
- ▶ Customised widths can be produced by cutting the profile to size.
- ▶ Can be used for nominal lengths of 300 mm and over.



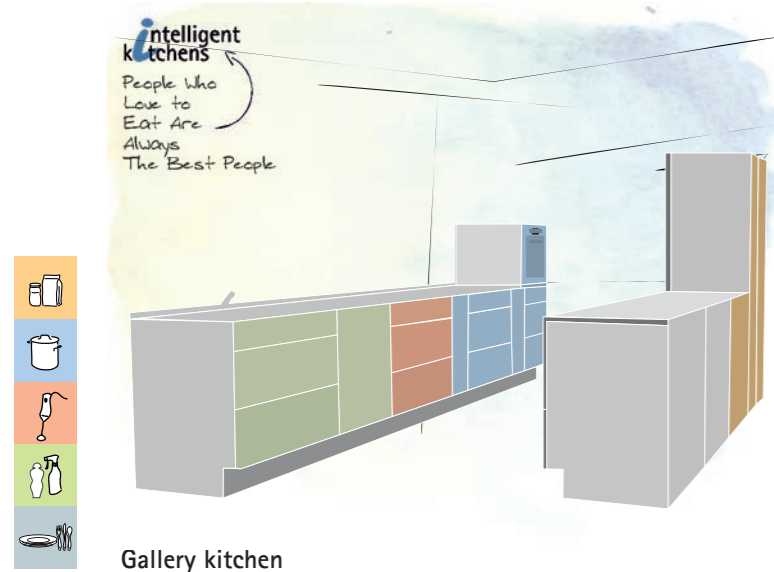
### 2. ArciTech Pull

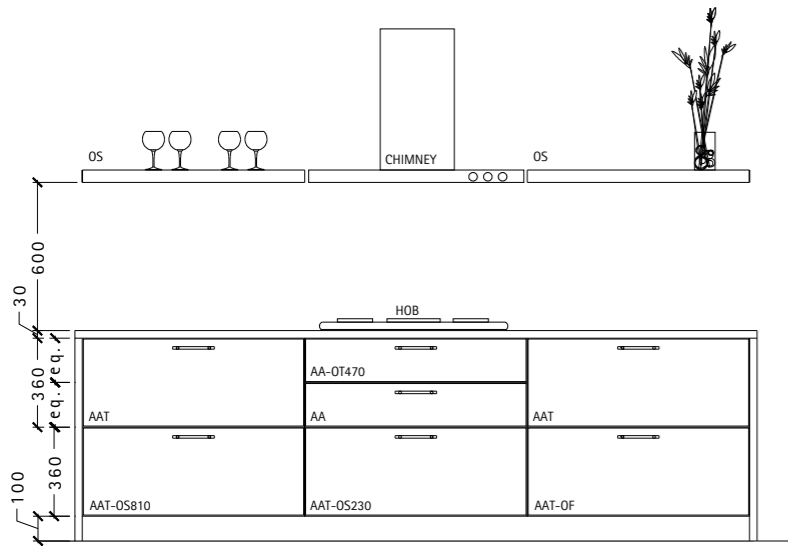
- ▶ Top running waste collecting system for ArciTech drawer, 94 mm high.
- ▶ Frame can be equipped as required with various bins and accessories.
- ▶ Please order bin separately.



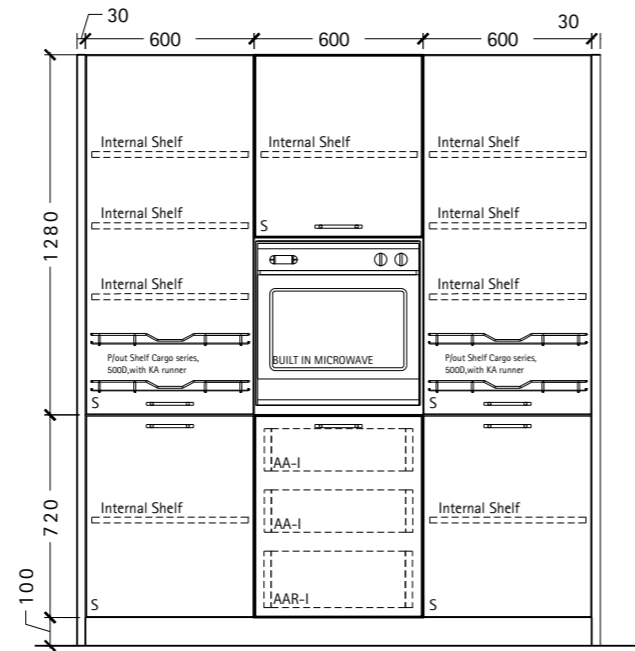
### 3. ProDecor Handle: Torino

- ▶ Finish: Bright chrome plated, Brushed stainless-steel look.

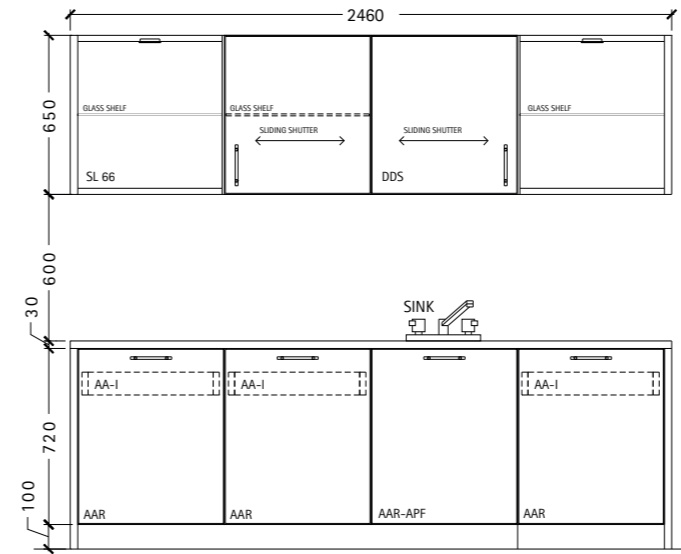




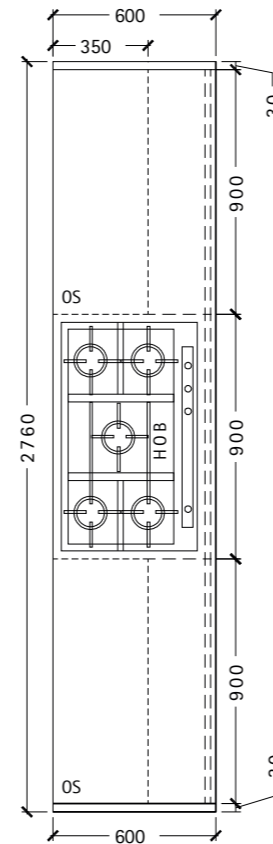
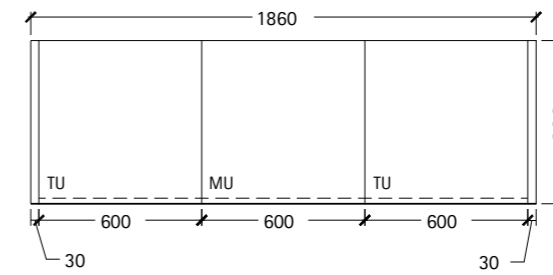
Elevation A



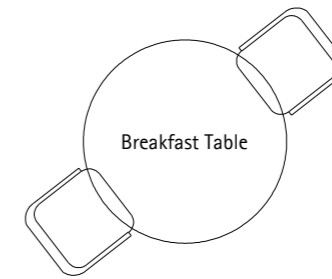
Elevation B



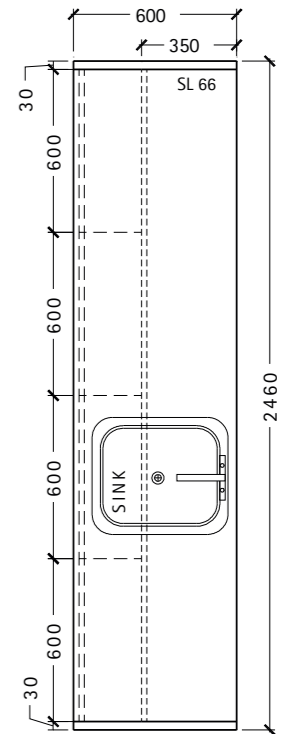
Elevation C



Plan



Breakfast Table



- AA ArciTech Powder Coated steel-Anthracite (94/500) mm
- AAT ArciTech Powder Coated steel-Anthracite with TopSide (186/500) mm
- AAR ArciTech Powder Coated steel-Anthracite with Railing (186/500) mm
- OT 470 OrgaTray 470
- OS 230 OrgaStore 230
- OS 810 OrgaStore 810
- OF Orga Flag Basic Set
- APF ArciTech Pull Frame- 600 mm
- AA-I ArciTech Powder Coated steel-Anthracite Internal Front (94/500) mm
- AAR-I ArciTech Powder Coated steel-Anthracite Internal Internal front (186/500) mm
- TU Tall Unit- 600 mm
- OH Over Head Unit
- SL 66 SlideLine 66
- DDS Dish Drainer Set- 600 mm (Cargo Series)
- OS Open Shelf
- MU Microwave Unit- 600 mm





### 1. ArciTech internal drawer

- ▶ Height 186 mm & pot-and-pan  
Drawer side profile height 94 mm.
- ▶ Powder-coated steel, anthracite.
- ▶ For standard carcass width.

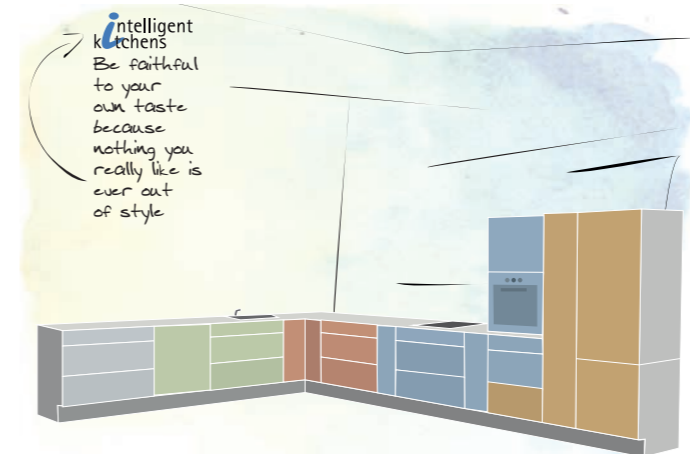
### 2. InLine XL

- ▶ Top running sliding door system.
- ▶ Flush fitted door position.
- ▶ For wooden or aluminium framed doors.
- ▶ Height adjustment, adjustable door reveal  
& tilt adjustment.



### 3. ProDecor Handle: Megina


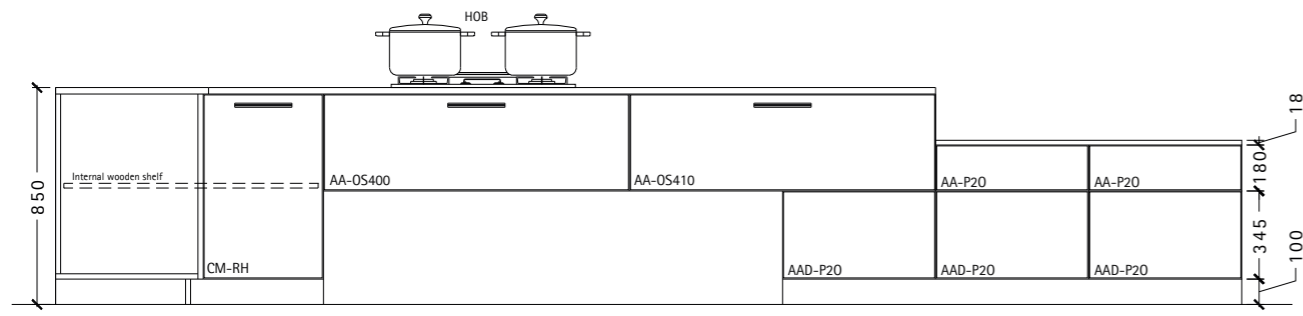
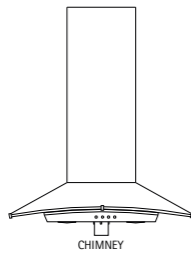
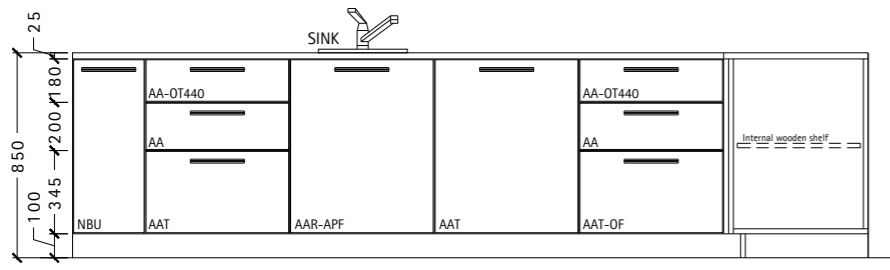
- ▶ Finish: Bright copper look,  
Brushed stainless-steel look,  
Anodised aluminium.



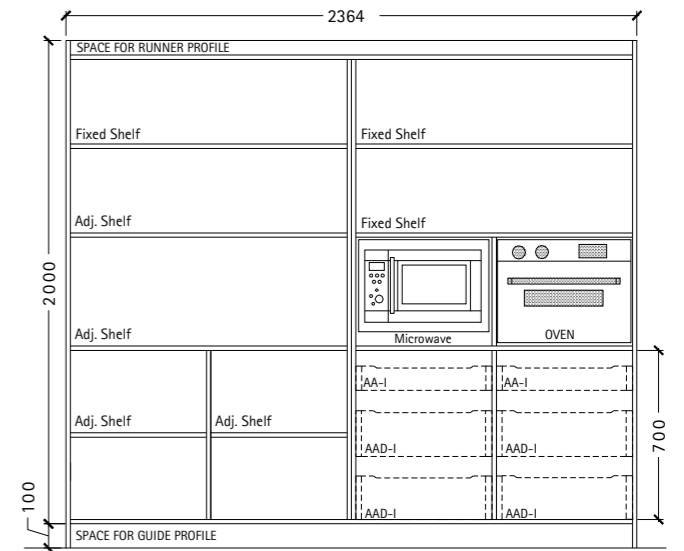
L shaped kitchen



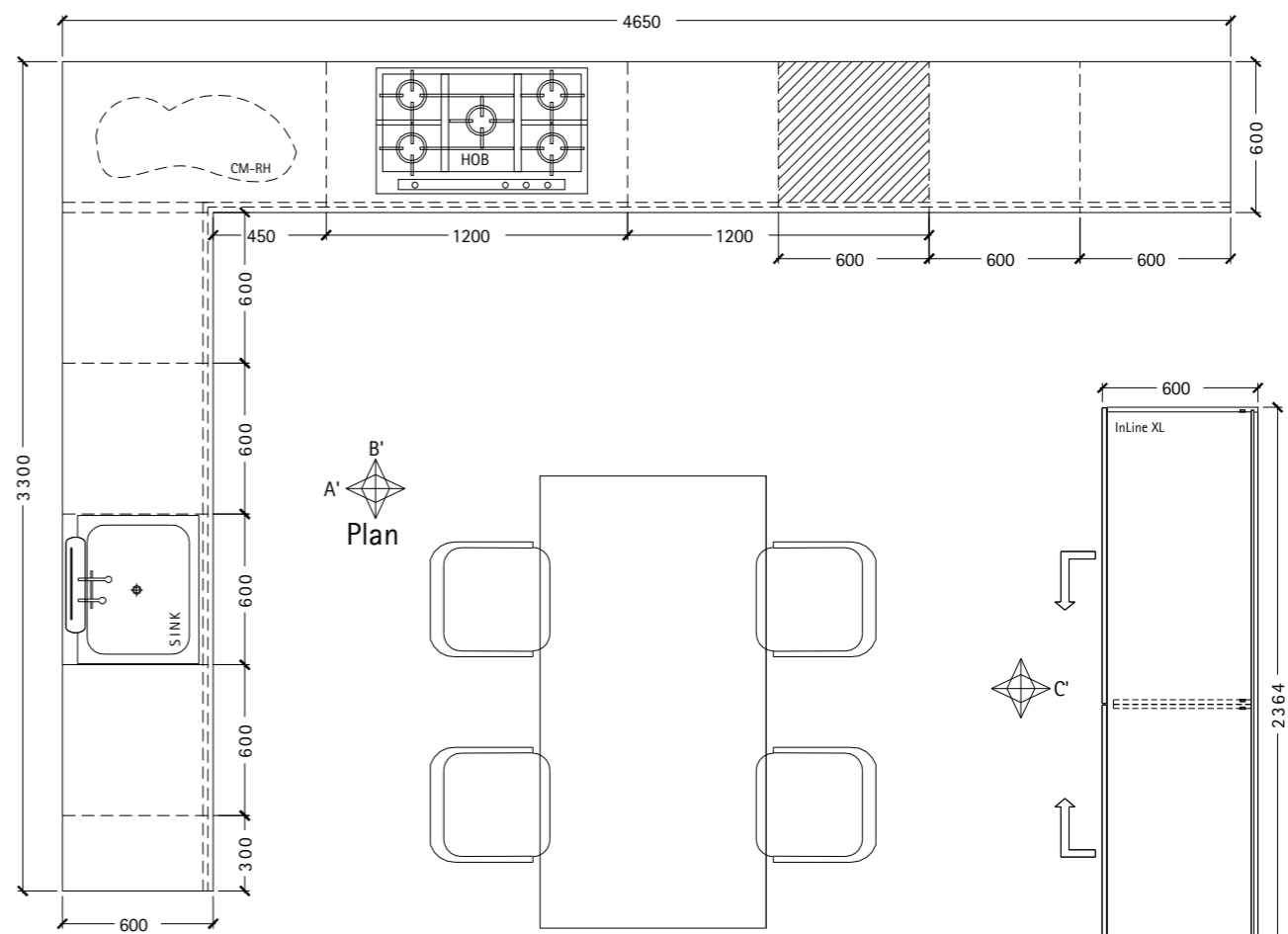




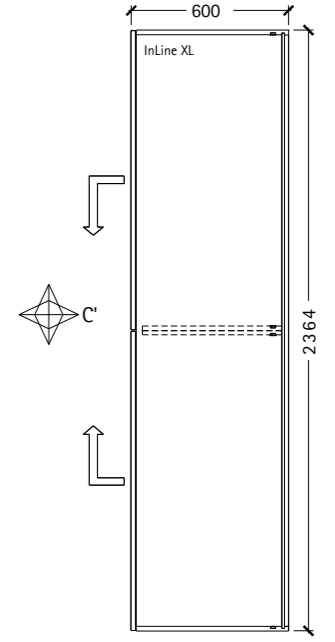
Elevation C (InLine XL)



InLine XL- Internal Elevation



Plan



- AA ArciTech Powder Coated steel-Anthracite (94/500) mm
- AAT ArciTech Powder Coated steel-Anthracite with TopSide (186/500) mm
- AAD ArciTech Powder Coated steel-Anthracite with DesignSide (186/500) mm
- OT 440 OrgaTray 440
- OS 400 OrgaTray 400
- OS 410 OrgaStore 810
- OF OrgaFlag Basic Set
- APF ArciTech Pull Frame- 600 mm
- AA-I ArciTech Powder Coated steel-Anthracite Internal Front (94/500) mm
- AAAD-I ArciTech Powder Coated steel-Anthracite Internal Front with DesignSide (186/500) mm
- NBU Narrow Base Unit- 300 mm
- CM CargoMan-RH-450 mm with blind corner hinge
- P20 Push to open





## Atira

InnoTech Atira is the drawer system for individualist. Its clean, defined contours are a charismatic design statement in the kitchen and in all living areas:

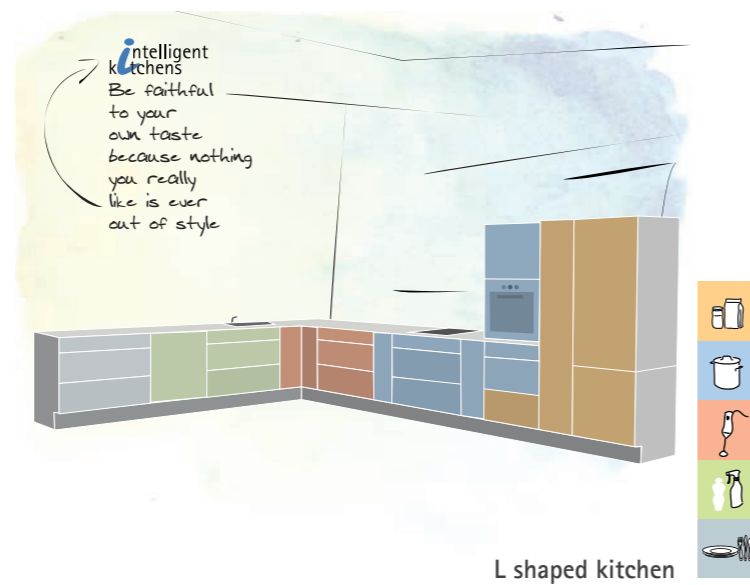
- ▶ Striking, versatile and flexible
- ▶ Attractive variety of colours
- ▶ Various add on elements create attractive design features
- ▶ Modular solution for individually tailored interior organisation show that you have the edge – with the exceptional Atira drawer system.





### 1. OrgaFlag

- ▶ For inserting into the pot-and-pan drawer.
- ▶ All carcasses widths possible by combining basic and upgrade set.



### 2. Moving corner cargo series

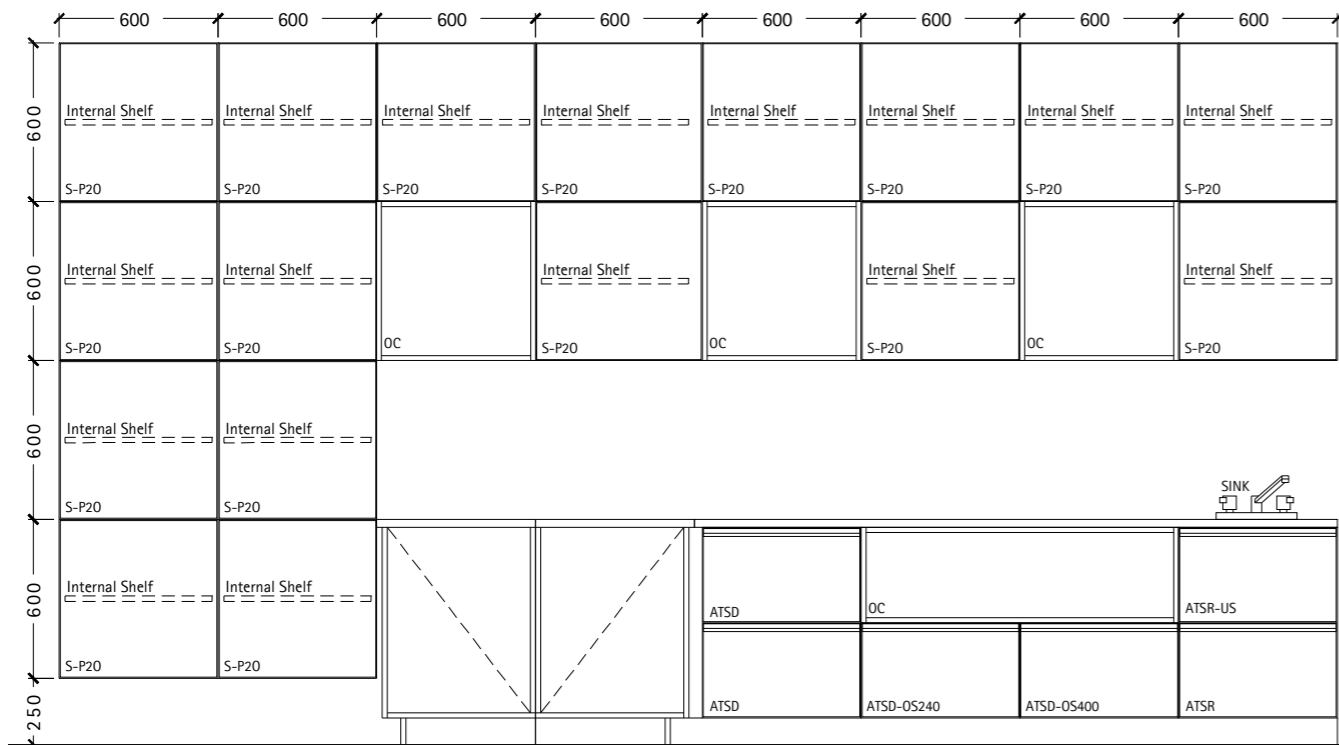
- ▶ Optimum use of space for corner cabinets 900 and 1000 mm wide.
- ▶ Integrated silent System soft closure.
- ▶ Finish: Chrome Plated.



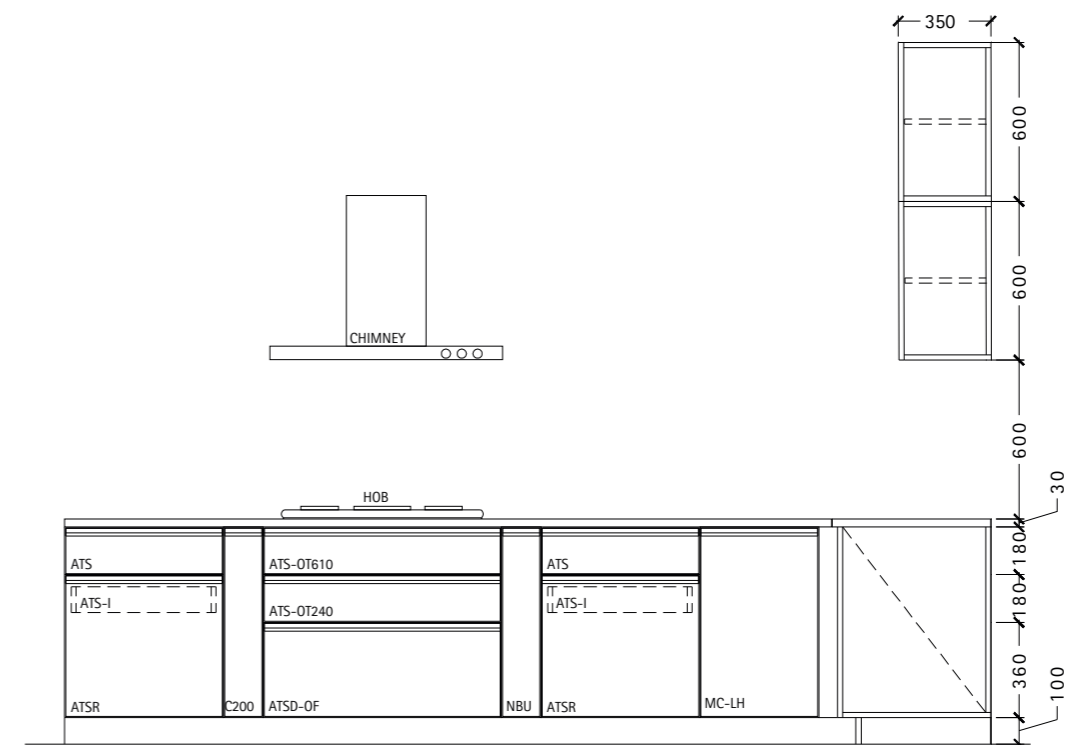
### 3. Aluminium Profile Handle: Lindavia

- ▶ Finish: Anodised aluminium.

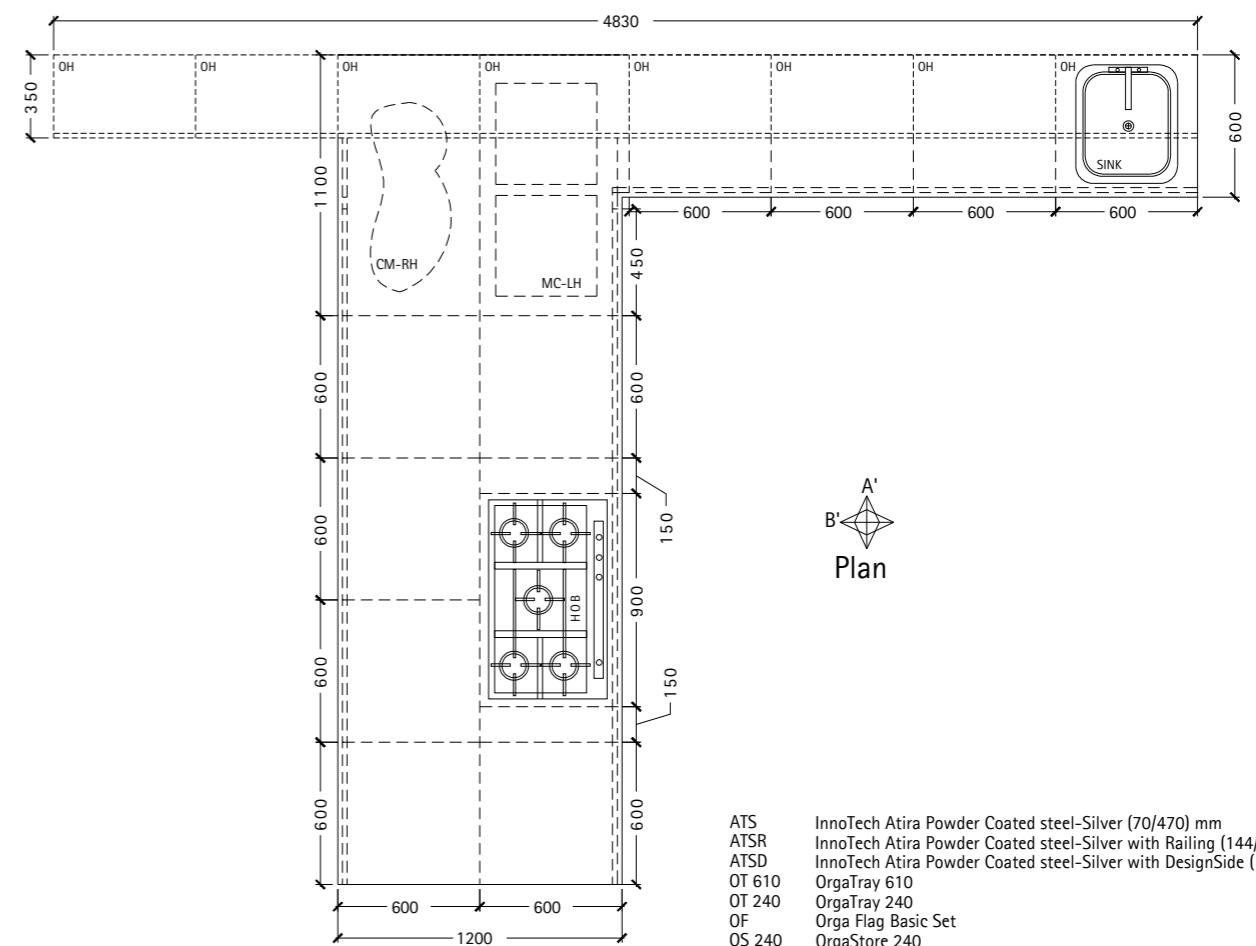




Elevation A



Elevation B



- ATS InnoTech Atira Powder Coated steel-Silver (70/470) mm
- ATSR InnoTech Atira Powder Coated steel-Silver with Railing (144/470) mm
- ATSD InnoTech Atira Powder Coated steel-Silver with DesignSide (144/470) mm
- OT 610 OrgaTray 610
- OT 240 OrgaTray 240
- OF Orga Flag Basic Set
- OS 240 OrgaStore 240
- OS 400 OrgaStore 400
- ATS-I InnoTech Atira Powder Coated steel-Silver Internal Front (70/470) mm
- MC Moving Corner- LH- 450 mm (Cargo Series)
- CM CargoMan- RH- 450 mm with Blind Corner Hinge
- NBU Narrow base Unit- 150 mm
- C200 Cargo IQ 200- 150 mm (Bottle P/out)
- P20 Push To Open
- OC Open Cabinet
- US Under Sink drawer
- S Sensys Hinge
- OH Over Head Unit





1



- 1. OrgaStore 820**
- ▶ Adapted to standard carcass width.
  - ▶ Customised widths can be produced by cutting the profile to size.
  - ▶ Can be used for nominal.



- 2. SlideLine 66**
- ▶ Ideal for book cases and shelf systems.
  - ▶ Overlay configuration.
  - ▶ One track bottom running for aluminium, wooden & glass doors.



- 3. Aluminium Profile Handle: Gola C type**
- ▶ Finish: Silver anodised, Chrome plated, Stainless steel.





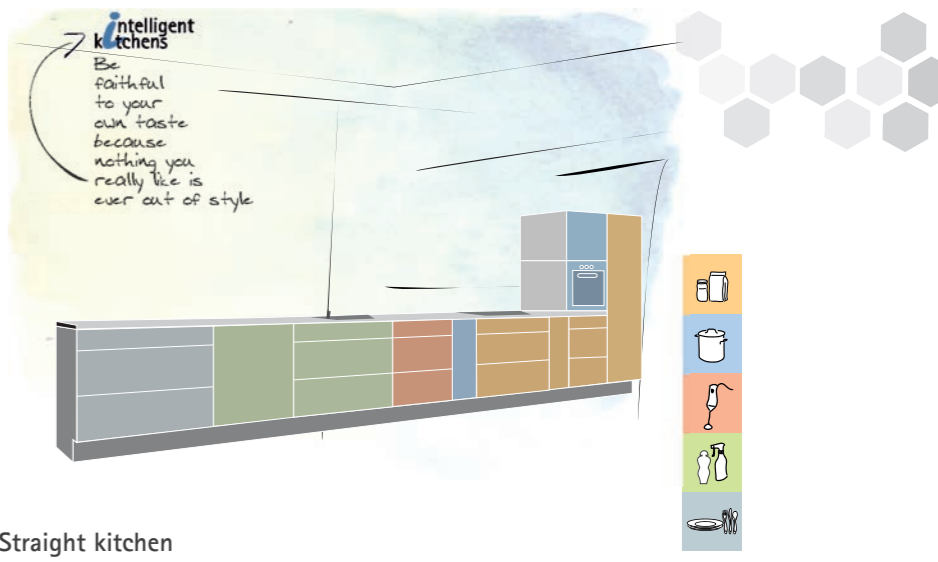


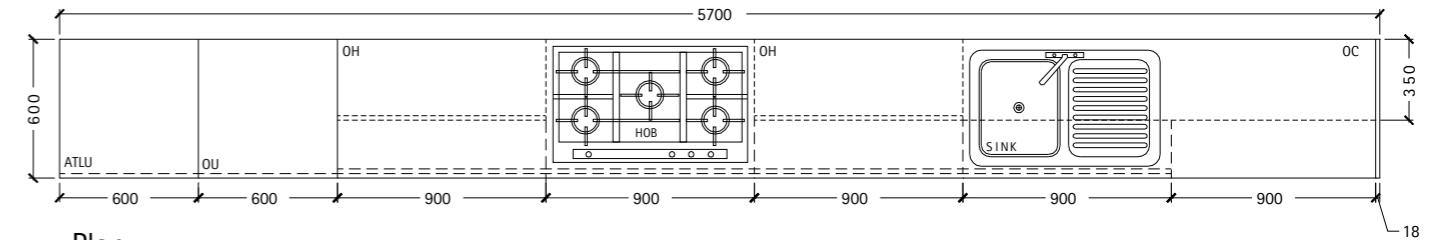
**1. Under Sink Drawer**

- ▶ For utilising the space below the sink.
- ▶ Other configurations are also possible.

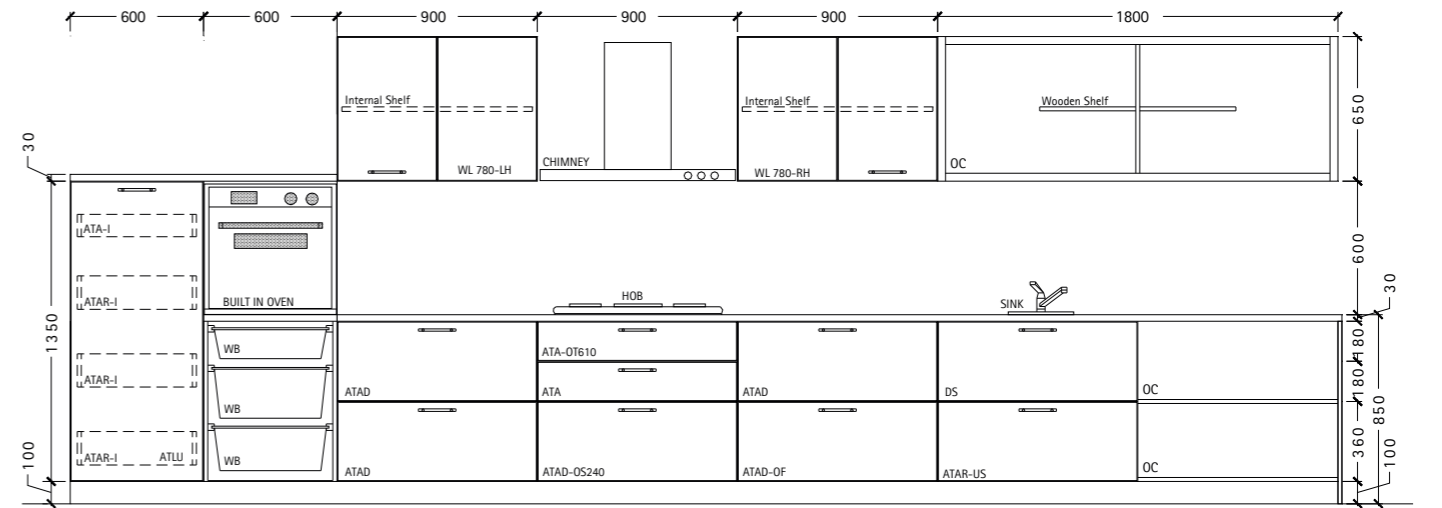
**2. ProDecor Handle: Nilus**

- ▶ Finish: Anodised aluminium.





Plan



Elevation

- ATA InnoTech Atira Powder Coated steel-Anthracite (70/470) mm
- ATAR InnoTech Atira Powder Coated steel-Anthracite with Railing (144/470) mm
- ATAD InnoTech Atira Powder Coated steel-Anthracite with DesignSide (144/470) mm
- OT 610 OrgaTray 610
- OS 240 OrgaStore 240
- OF Orga Flag Basic Set
- ATA-I InnoTech Atira Powder Coated steel-Anthracite Internal Front (70/470) mm
- ATAT-I InnoTech Atira Powder Coated steel-Anthracite with TopSide Internal Front (144/470) mm
- ATLU InnoTech Atira Larder Unit- 600 mm
- OU Oven Unit- 600 mm
- WL780 WingLine 780- RH & LH
- WB Wicker Basket
- US Under Sink drawer
- DS Dummy Shutter
- OH Over Head Unit
- OC Open Cabinet







### 1. Cargo Larder

- ▶ Larder unit with integrated Silent System.
- ▶ Contents can be accessed from both sides.
- ▶ Contents are clearly arranged and compactly stored.



### 2. Cargo Carousel M

- ▶ Perfect corner solution, for carcase dimension 900 X 900 mm.
- ▶ Very stable as installed on a wooden self and easy to fit.
- ▶ Three-quarter circle revolving shelves: melamine coated white wooden shelves with anti-slip.



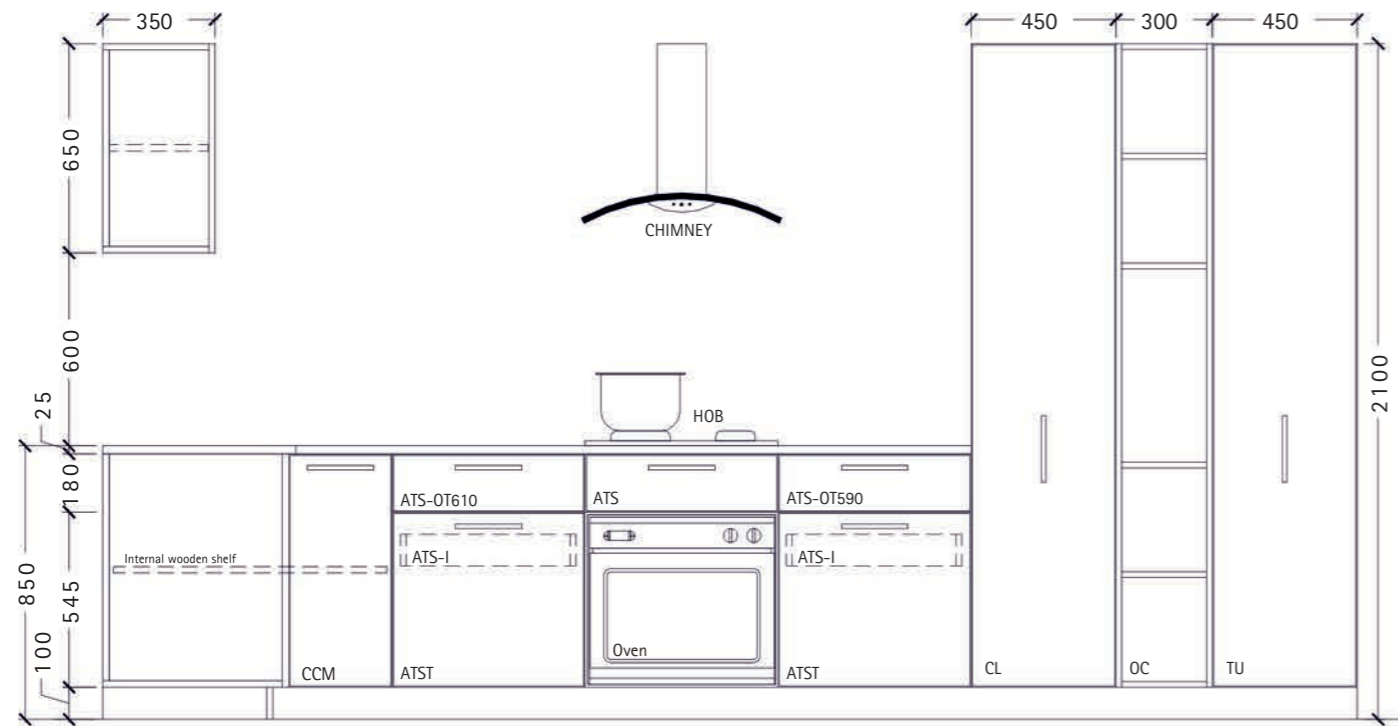
L shaped kitchen



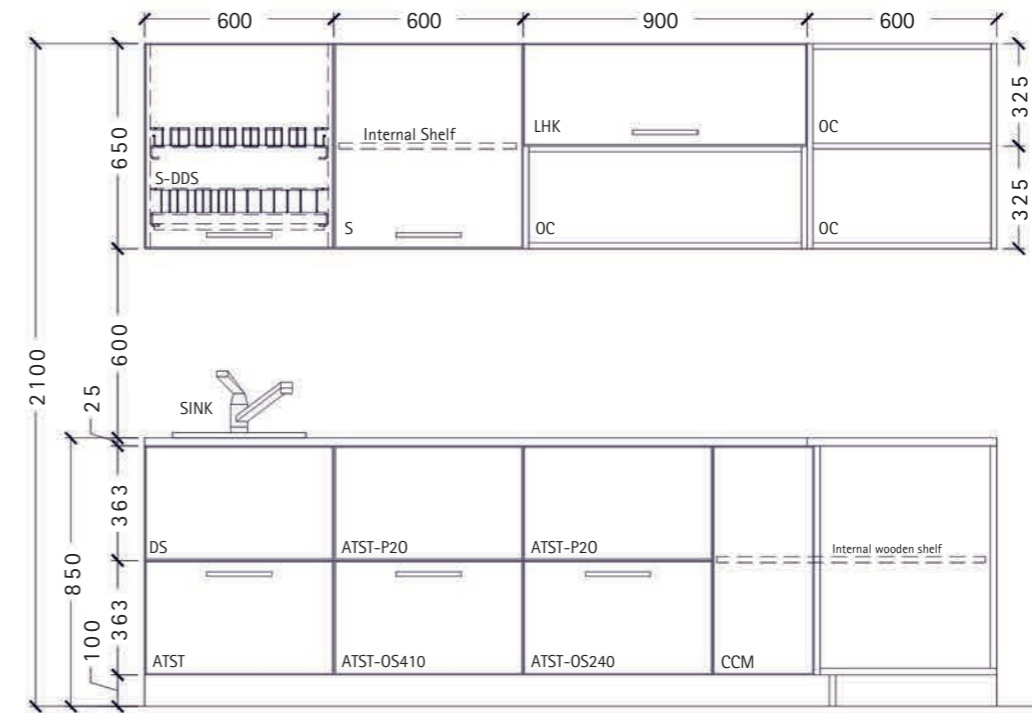
### 3. ProDecor Handle: Hafnia

- ▶ Finish: Anodised aluminium/Bright chrome plated, Brushed stainless-steel look/Bright chrome plated, Brushed stainless-steel look/Stainless steel look, Brushed dark copper look/Bright chrome plated, Brushed brown metallic/Bright chrome plated.

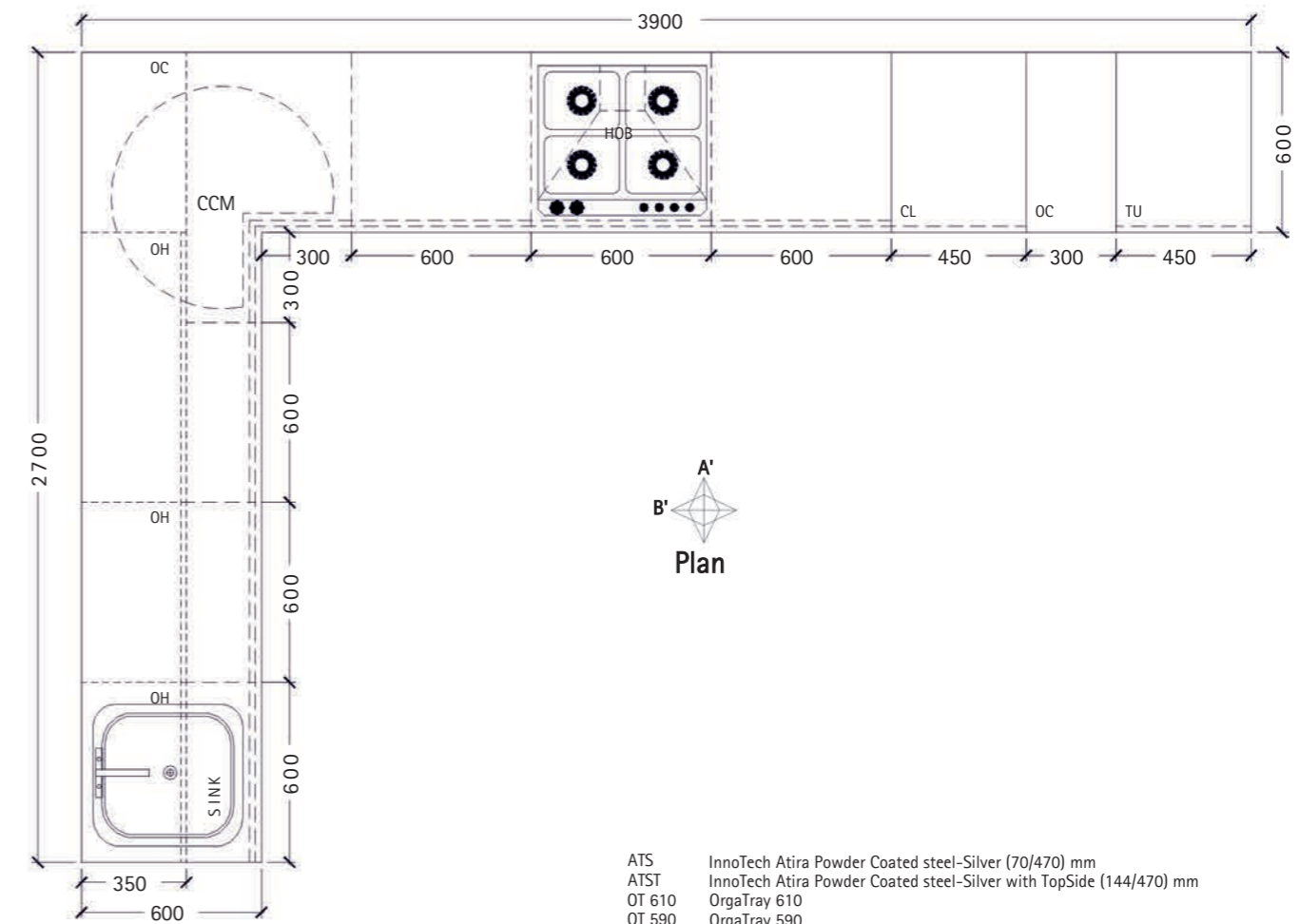




Elevation A



Elevation B



Plan

- ATS InnoTech Atira Powder Coated steel-Silver (70/470) mm
- ATST InnoTech Atira Powder Coated steel-Silver with TopSide (144/470) mm
- OT 610 OrgaTray 610
- OT 590 OrgaTray 590
- OS 240 OrgaStore 240
- OS 410 OrgaStore 410
- ATS-I InnoTech Atira Powder Coated steel-Silver Internal Front (70/470) mm
- CCM Cargo Carousel M
- P20 Push To Open
- CL Cargo Larder- 450 mm
- TU Tall Unit- 450 mm
- DDS Dish Drainer Set- 600 mm (Cargo Series)
- LHK Flap Fitting- Advance Lift Up HK
- OC Open Cabinet
- S Sensys Hinge
- OH Over Head Unit
- DS Dummy Shutter





## InnoTech

The versatile InnoTech drawer system makes it very easy for you to meet your customer's specific needs. Because the platform concept is incredible versatile – also in terms of design. For instance, you can carry a kitchen's material and colour concept through to cabinet and drawer interiors. Drawers are given additional storage space, personally tailored convenience and clever function.



Installation Video





**1. InnoTech powder-coated steel, silver- pot & pan drawer with railing**

- ▶ Quick insertion & removal of the drawer.
- ▶ Perfect drawer action with QUADRO partial or full extension: optionally with Silent System.



L shaped kitchen



**2. Dish Drainer**

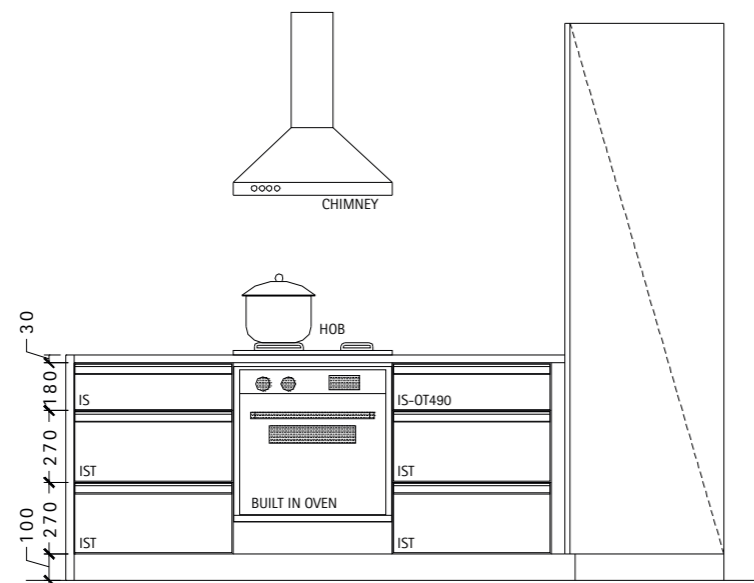
- ▶ Combines convenience with unmatched stability & strength.
- ▶ Sturdy stainless steel wire basket structure.
- ▶ Available for two different cabinets width 600 mm & 900 mm.
- ▶ Unique PVC collecting tray.



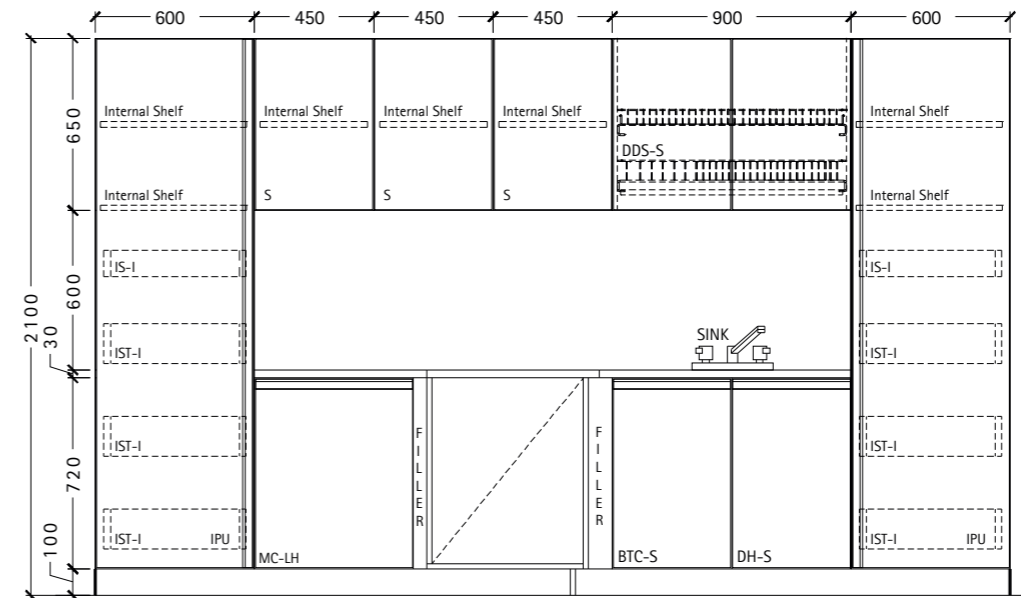
**3. Sensys Hinge**

- ▶ Soft-closing function.
- ▶ Opening angle 95° - 110° 165° via upgrade range.
- ▶ Elegant cover cap for the hinge cup.

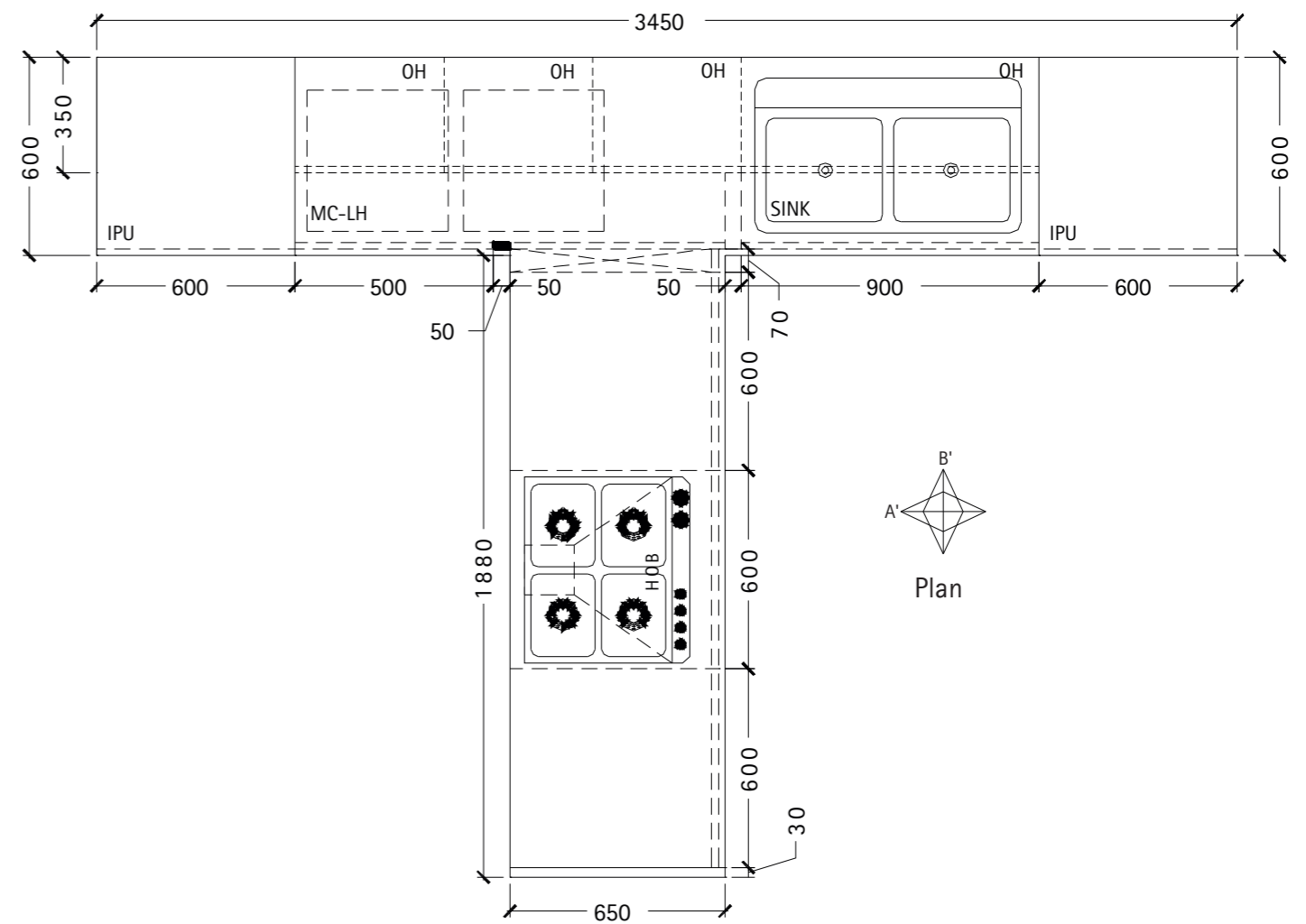




Elevation A



Elevation B



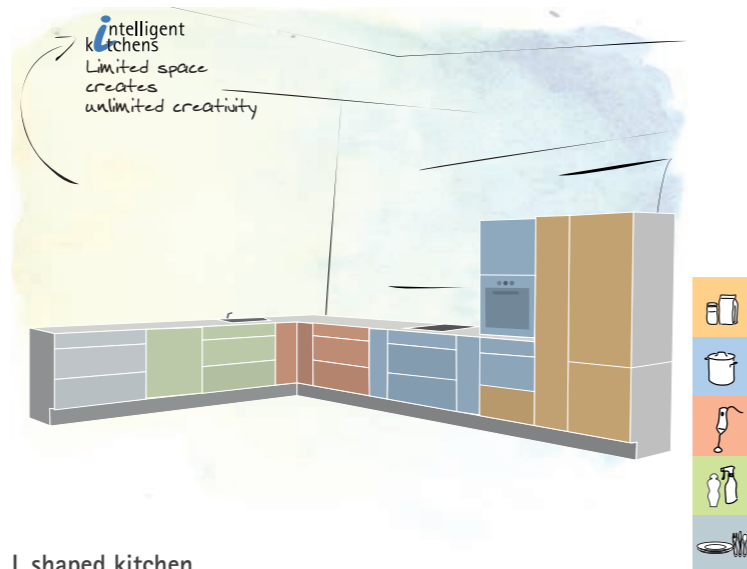
- IS InnoTech powder coated steel-silver (70/470) mm
- IST InnoTech powder coated steel-silver with TopSide (144/470) mm
- OT 490 OrgaTray 490
- IS-I InnoTech Powder Coated steel-Silver Internal Front (70/470) mm
- IST-I InnoTech Powder Coated steel-Silver with TopSide Internal Front (144/470) mm
- IPU Innotech Pantry Unit- 600 mm
- MC Moving Corner- LH- 500 mm (Cargo Series)
- BTC Bin IT. Classic - 13L (Waste bin p/out)
- DH Detergent Holder (Cargo Series)
- S Sensys Hinge
- DDS Dish Drainer Set- 900 mm (Cargo Series)
- OH Over Head Unit





### 1. OrgaTray 610

- ▶ Premounted steel cutlery tray.
- ▶ Suitable for variable width use in carcasses in widths of 450 mm and over.
- ▶ 2 can be fitted in carcass widths of 900 mm and over.



### 2. Lift Advanced HK

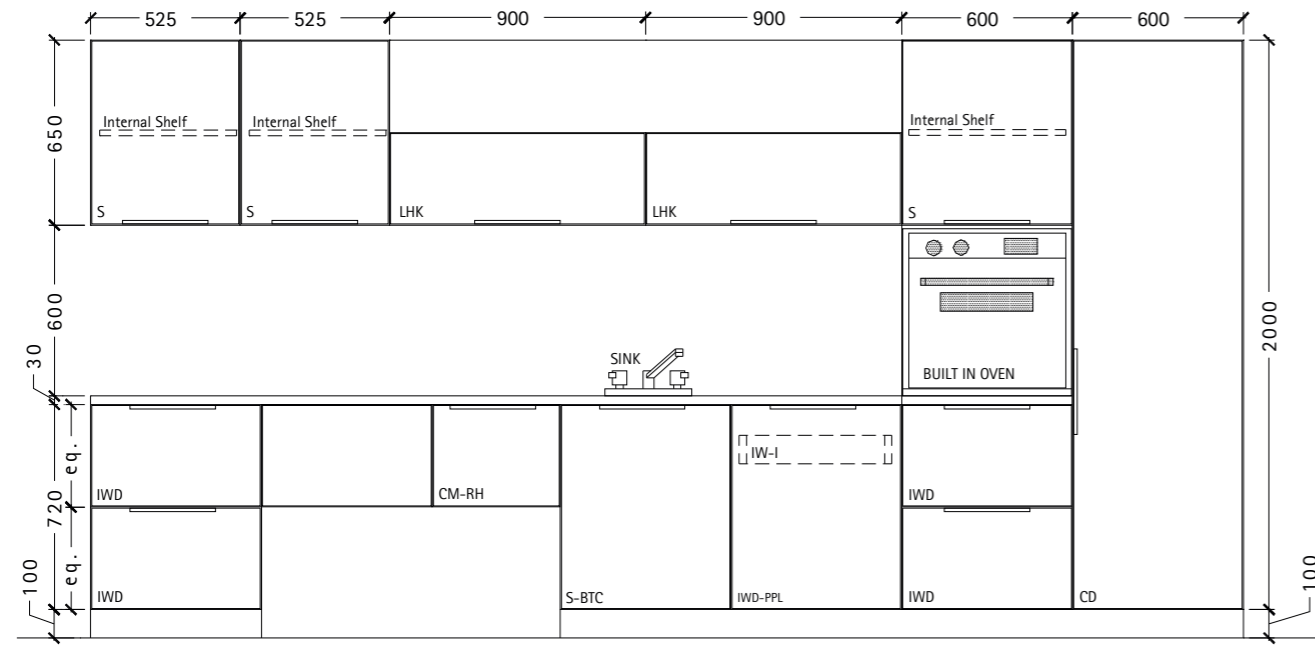
- ▶ For wooden fronts & wood/aluminum framed fronts.
- ▶ Adjustable opening & closing force.
- ▶ Silent system integrated - dampened closing action.
- ▶ Max. door weight 20.7 kg.



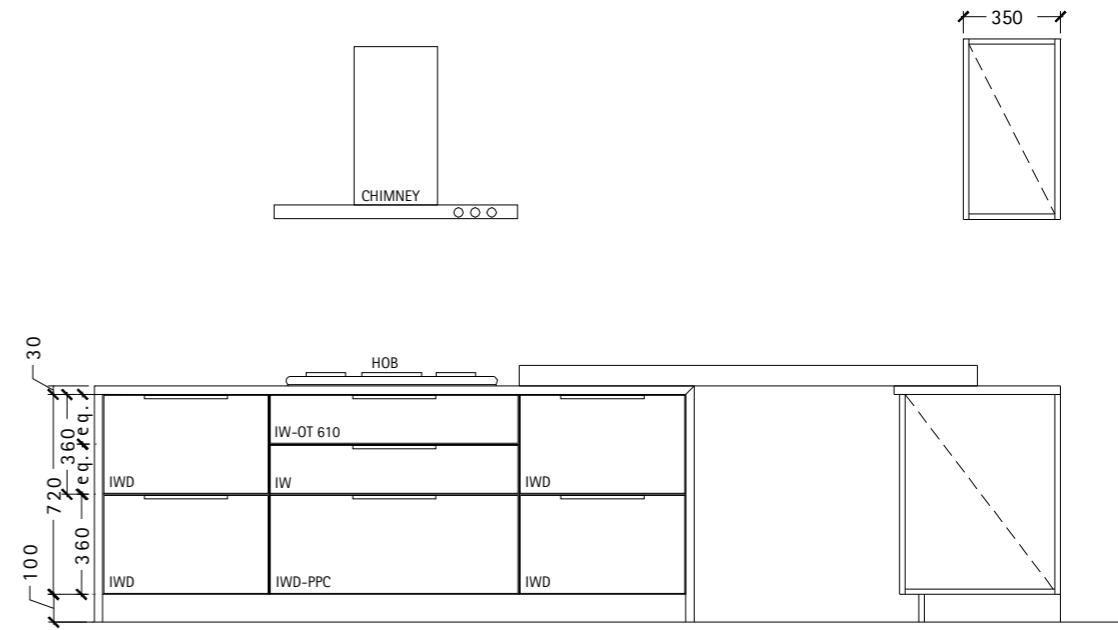
### 3. CargoMan

- ▶ For complete & unrestricted access to the corner cabinet.
- ▶ When the cupboard door is opened, the shelves are turned to the front & then swivelled out of the cabinet completely.

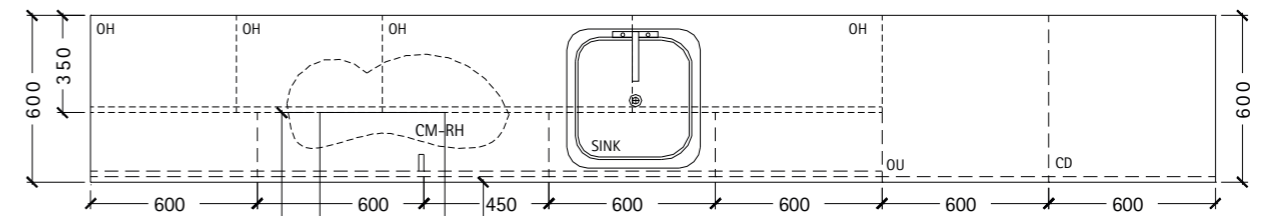





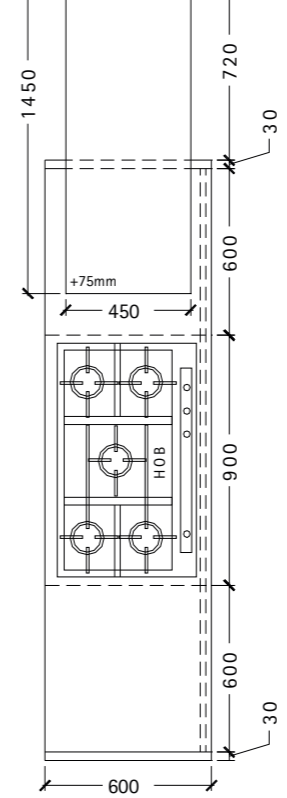
Elevation A



Elevation B



Plan



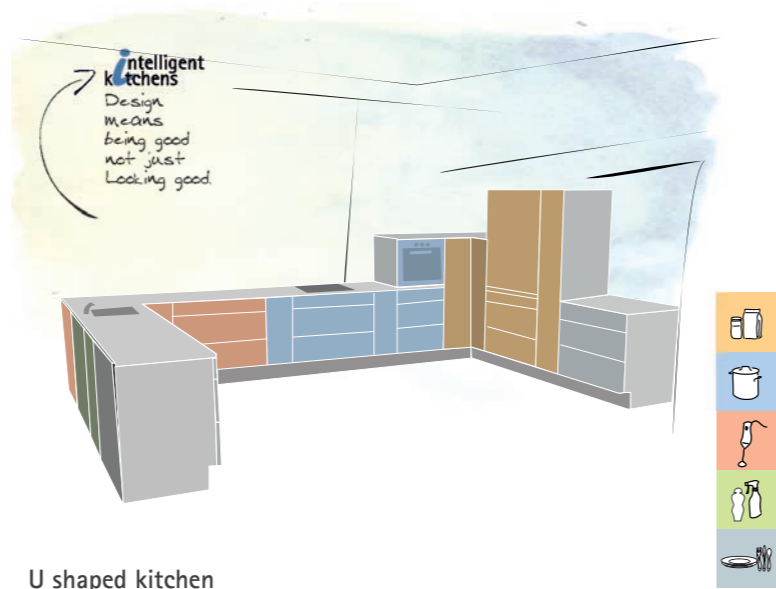
- IW InnoTech powder coated steel-White (70/470) mm
- IWD InnoTech powder coated steel-White with DesignSide (144/470) mm
- OT 610 OrgaTray 610
- PPL Pot Et Pan drawer with Lengthwise Railing
- PPC Pot Et Pan drawer with Crosswise Railing
- IW-I InnoTech Powder Coated steel-White Internal Front (70/470) mm
- CM CargoMan- RH- 450 mm with Blind Corner Hinge
- BTC Bin IT. Classic - 13L (Waste bin p/out)
- S Sensys Hinge
- LHK Flap Fitting- Advance Lift Up HK
- CD Cargo Duo- 600 mm
- OU Oven Unit- 600 mm
- OH Over Head Unit





### 1. InnoTech Pantry unit

- ▶ For individual carcass heights and widths.
- ▶ Optimum use of storage space.
- ▶ Recommended carcass widths 450 - 1200 mm, over 600 mm with 2 hinged doors.
- ▶ Recommended hinge: fast-assembly concealed hinge Intermat 9956.



U shaped kitchen



### 2. SysLine S

- ▶ Inset door position Et 1 or 2-track, top running sliding door system.
- ▶ For top panel thicknesses of 16 mm and over.
- ▶ For wooden and aluminium framed doors.
- ▶ Door weight up to 15 kg, Door height up to 1500 mm, Door width 400 - 1000 mm, Door thickness 16 - 19 mm.

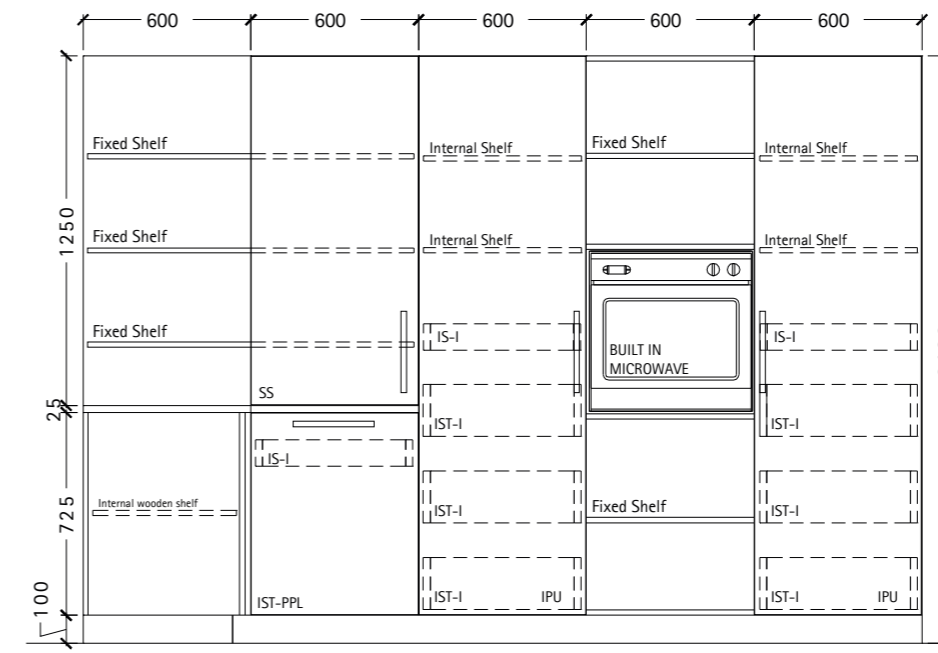
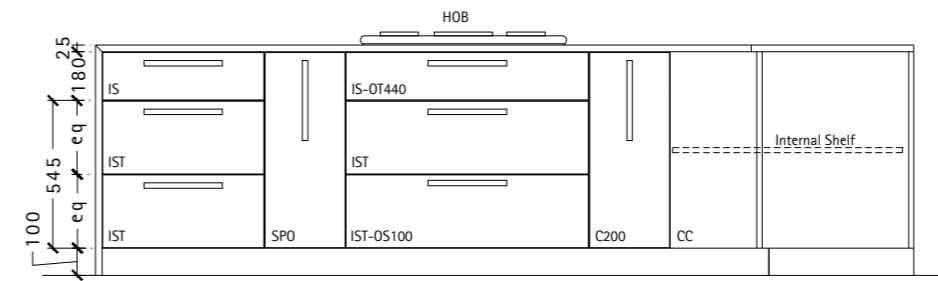
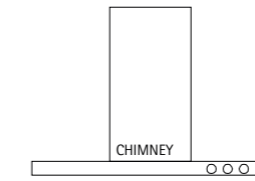
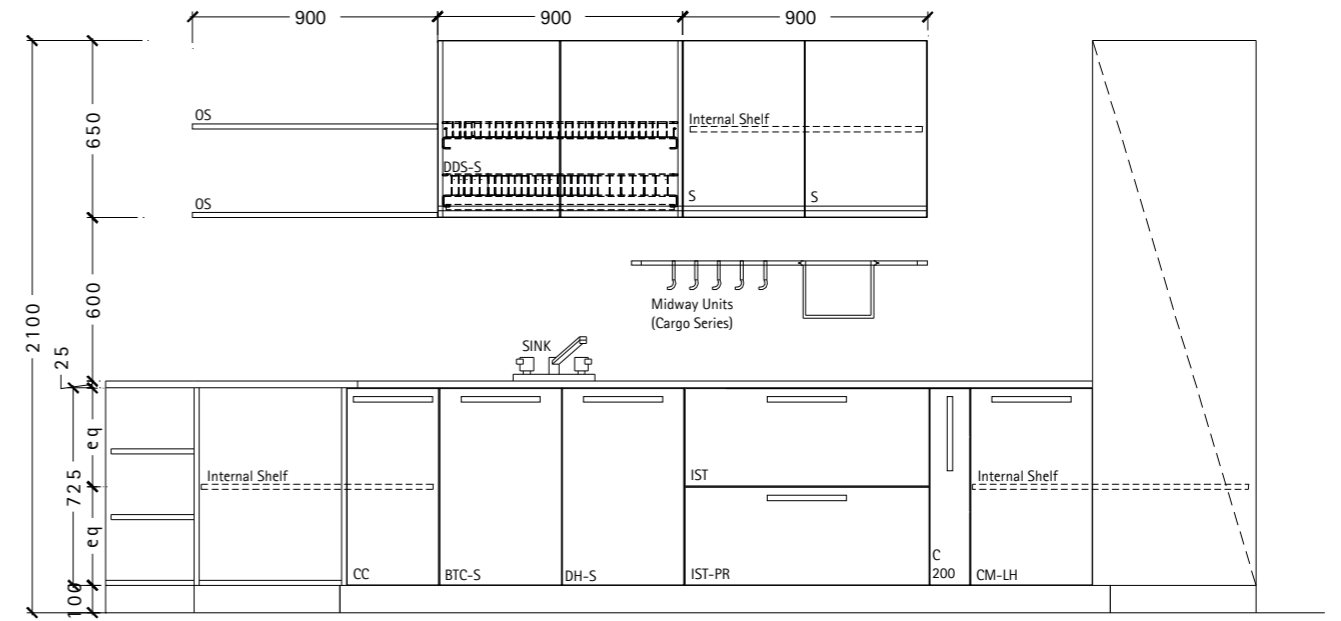
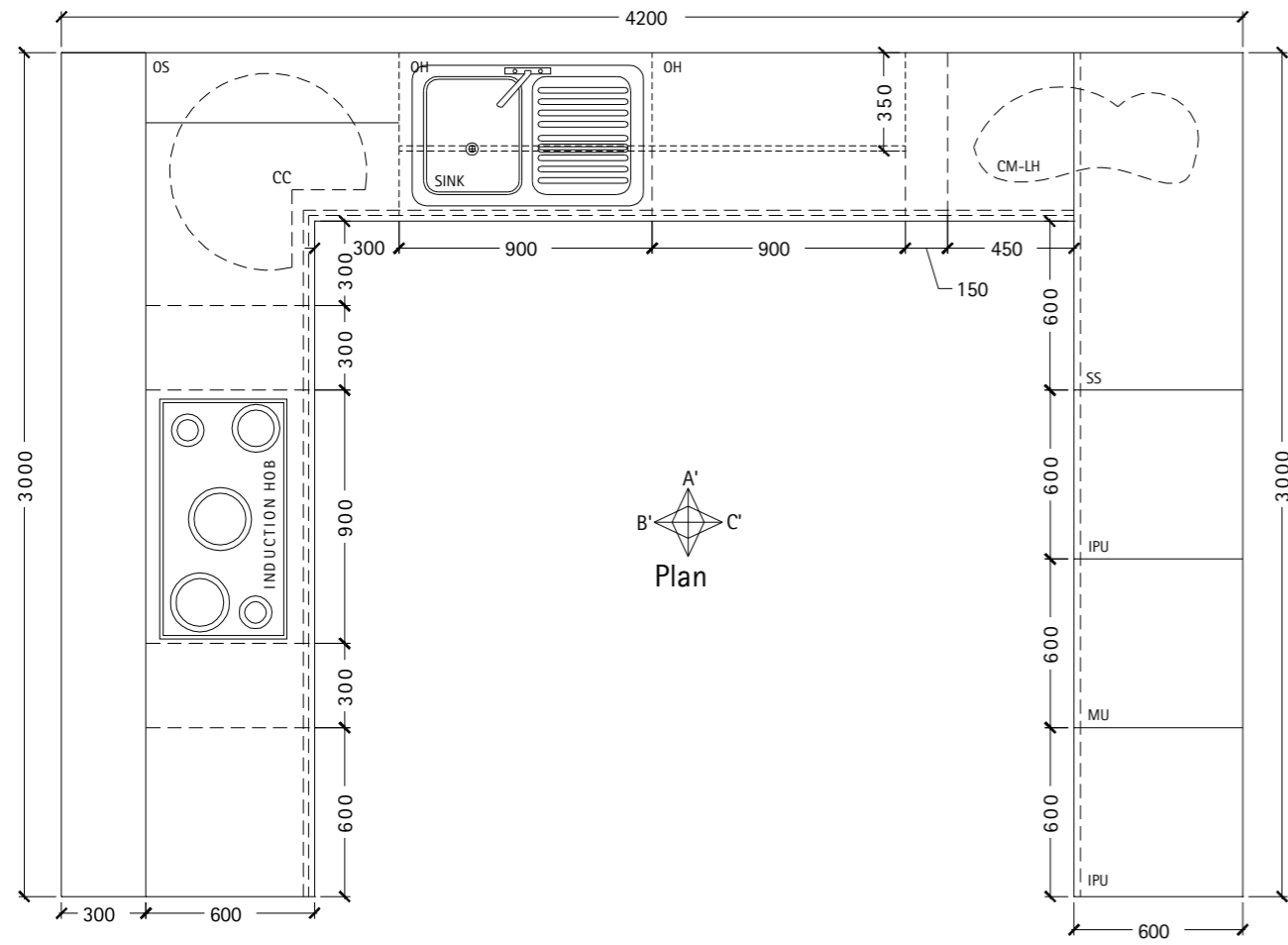


### 3. ProDecor Handle: Ronti

- ▶ Finish: Bright chrome plated, Matt chrome plated, Stainless-steel look.







- IS InnoTech powder coated steel-silver (70/470) mm
- IST InnoTech powder coated steel-silver with TopSide (144/470) mm
- OT 440 OrgaTray 440
- PPL Pot Et Pan drawer with Lengthwise Railing
- OS 100 OrgaStore 100
- PR Plate Rack
- IS-I InnoTech Powder Coated steel-Silver Internal Front (70/470) mm
- IST-I InnoTech Powder Coated steel-Silver with TopSide Internal Front (144/470) mm
- IPU Innotech Pantry Unit- 600 mm
- C200 Cargo IQ 200- 150 Et 300 mm (Bottle P/out)
- SPO Spice Pull out (3 tier)- 300 mm
- CC Cargo Carousel with Bifold Et 165 degree Hinge
- CM CargoMan- LH- 450 mm with Blind Corner Hinge
- BTC Bin IT. Classic - 13L (Waste bin p/out)
- DH Detergent Holder (Cargo Series)
- S Sensys Hinge
- DDS Dish Drainer Set- 900 mm (Cargo Series)
- SS SysLine S
- OS Open Shelf
- OH Over Head Unit





### 1. Pantry unit

- ▶ Flexible application for individual carcass heights.
- ▶ Optimum use of storage space.
- ▶ Ideal for retrofitting in larger units and tall units.



### 2. WingLine 780

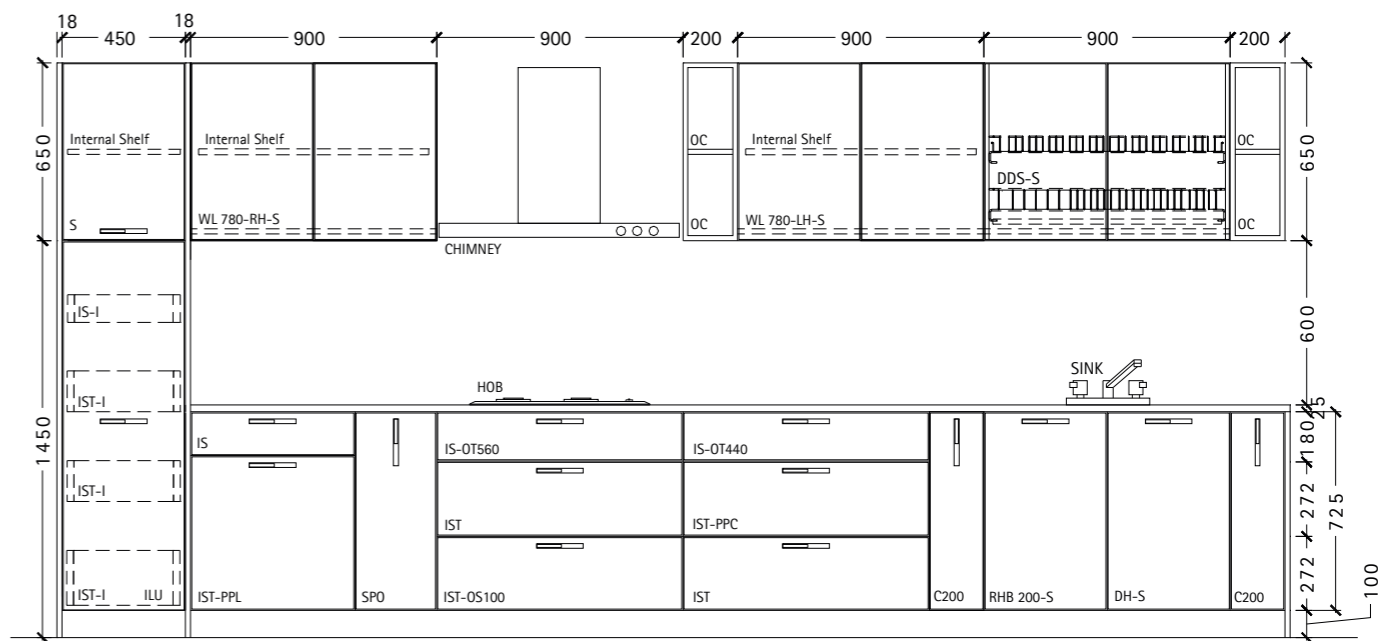
- ▶ For 1 folding door with 2 wings.
- ▶ Overlay door position and for wooden doors.
- ▶ Suitable for use with Sensys hinge with Silent System.



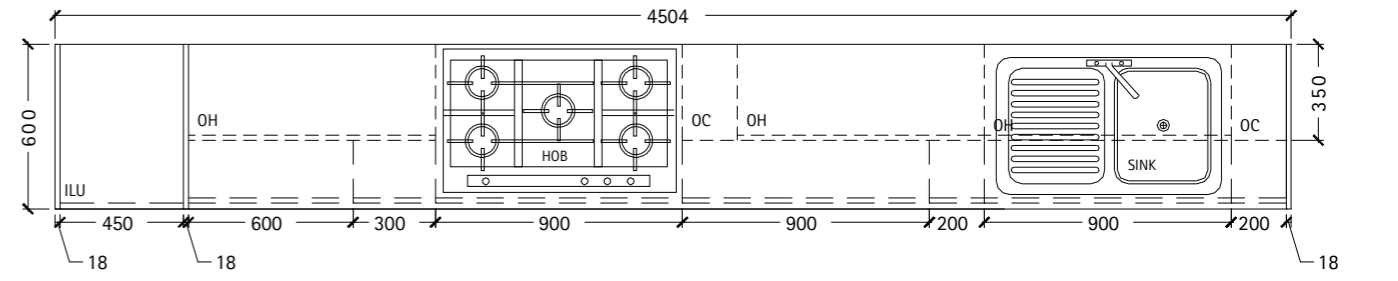
### 3. ProDecor Handle: Intra

- ▶ Finish: Bright chrome plated, Matt chrome plated, Brushed stainless-steel look.





Elevation



Plan

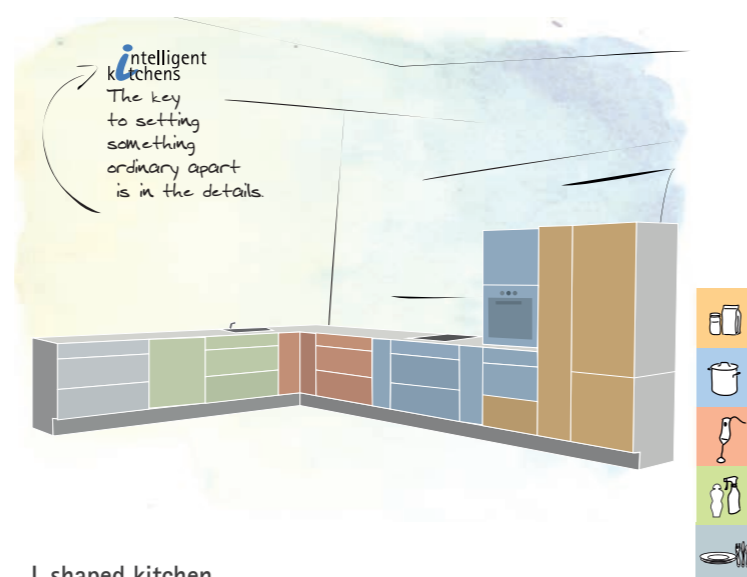
- IS InnoTech powder coated steel-silver (70/470) mm
- IST InnoTech powder coated steel-silver with TopSide (144/470) mm
- OT 440 OrgaTray 440
- OT 560 OrgaTray 560
- PPL Pot & Pan drawer with Lengthwise Railing
- PPC Pot & Pan drawer with Crosswise Railing
- OS 100 OrgaStore 100
- IS-I InnoTech Powder Coated steel-Silver Internal Front (70/470) mm
- IST-I InnoTech Powder Coated steel-Silver with TopSide Internal Front (144/470) mm
- ILU Innotech Larder Unit- 450 mm
- C200 Cargo IQ 200- 200 mm (Bottle P/out)
- SPO Spice Pull out (3 tier)- 300 mm
- RBH 200 Round Bin Holder 200 Series
- DH Detergent Holder (Cargo Series)
- S Sensys Hinge
- DDS Dish Drainer Set- 900 mm (Cargo Series)
- WL780 WingLine 780- RH & LH
- OH Over Head Unit
- OC Open Cabinet





### 1. Cargo IQ 200

- ▶ Convenience of modular concept.
- ▶ Sturdy stainless steel wire basket structure.
- ▶ Combines convenience with unmatched running action stability and strength.



L shaped kitchen



### 2. Lift Advanced HS

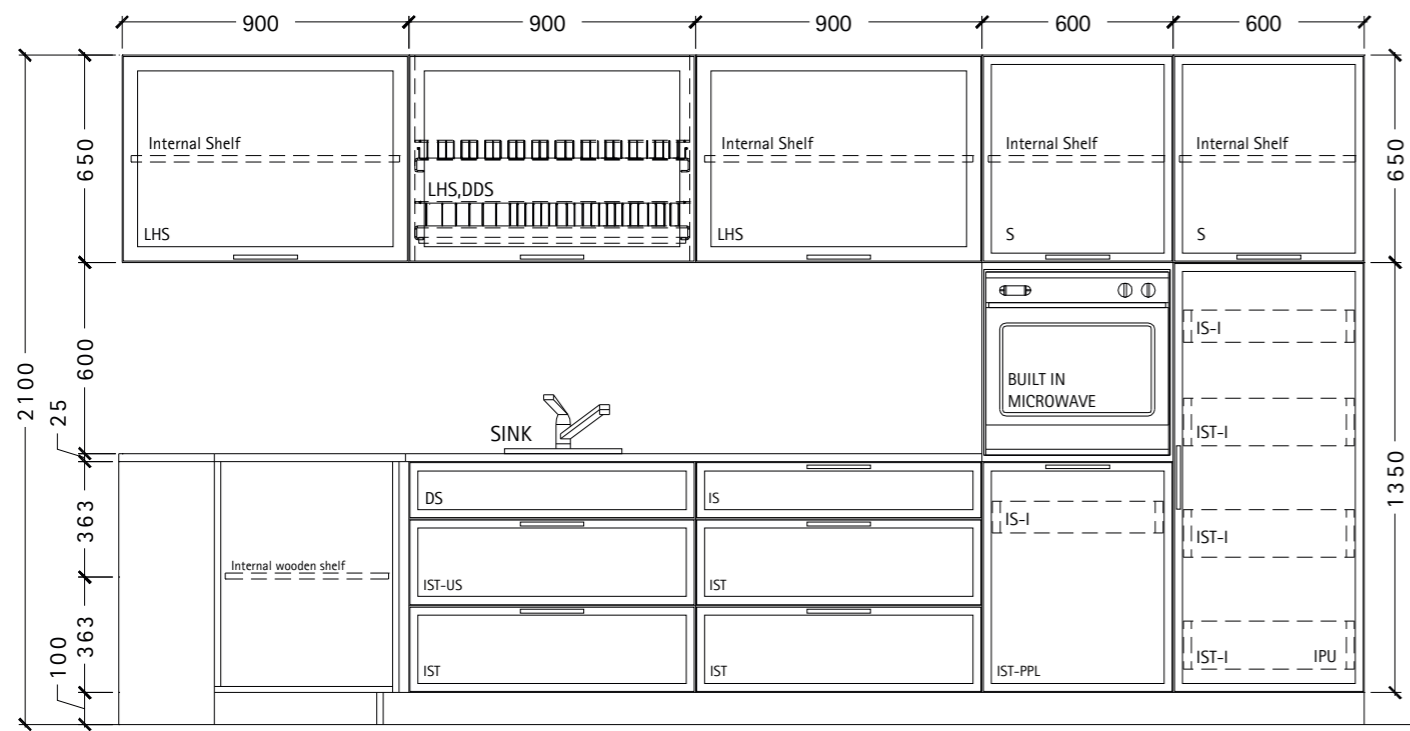
- ▶ For wooden front panels or framed wooden front panels or front panels with 19 mm wide alu. profile.
- ▶ Adjustable opening force and silent system integrated – soft closing action.
- ▶ Flap weight including handle 2.5–15.3 kg or powder coated alu., silver / grey plastic.



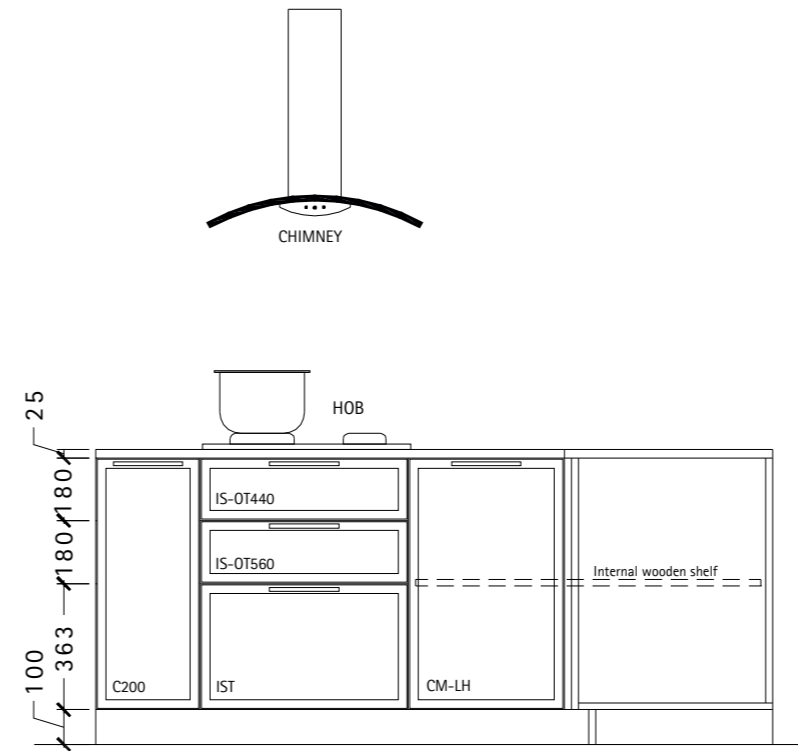
### 3. Aluminium Profile Handle: Tuder

- ▶ Finish: Anodised aluminium.

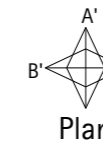
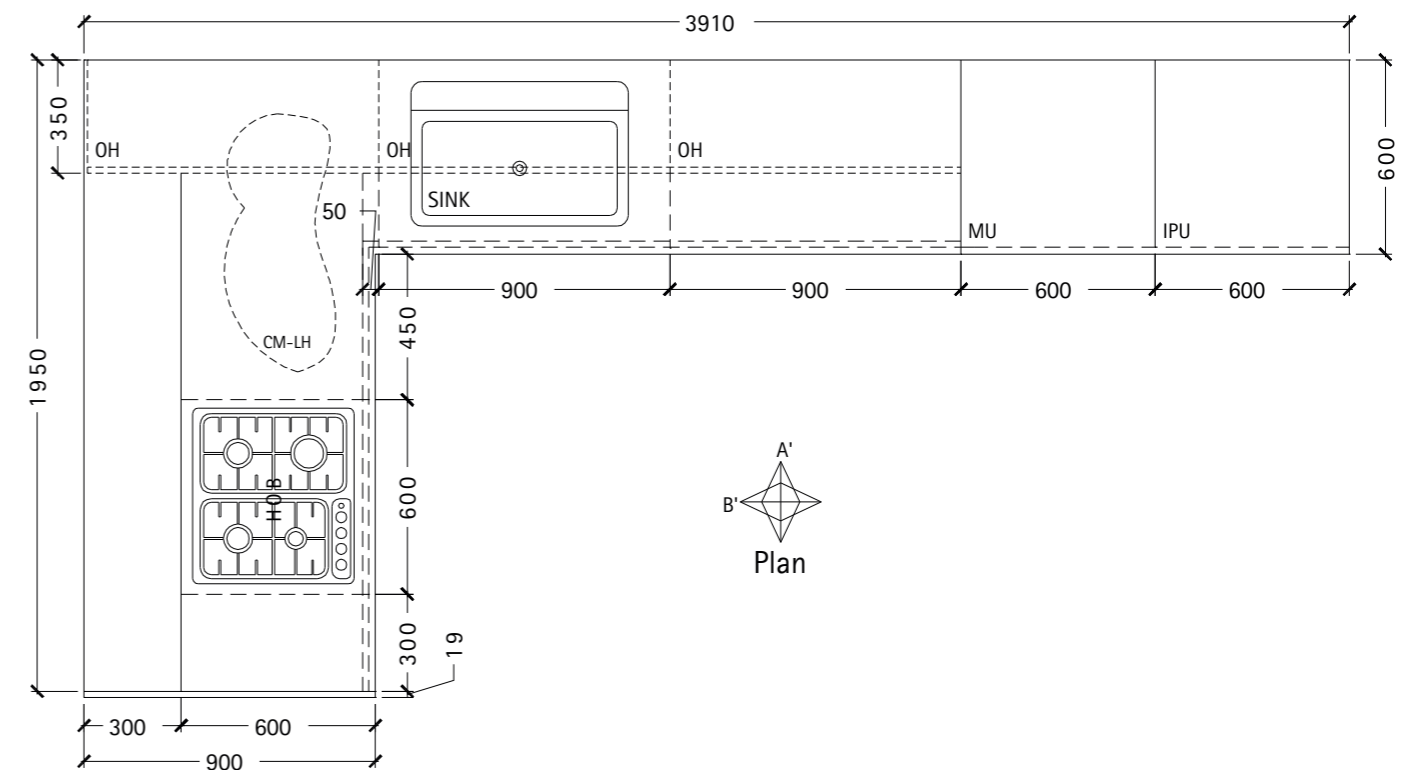





Elevation A



Elevation B



- IS InnoTech powder coated steel-silver (70/470) mm
- IST InnoTech powder coated steel-silver with TopSide (144/470) mm
- OT 440 OrgaTray 440
- OT 560 OrgaTray 560
- PPL Pot & Pan drawer with Lengthwise Railing
- IS-I InnoTech Powder Coated steel-Silver Internal Front (70/470) mm
- IST-I InnoTech Powder Coated steel-Silver with TopSide Internal Front (144/470) mm
- IPU Innotech Pantry Unit- 600 mm
- CM CargoMan- LH- 450 mm with Blind Corner Hinge
- C200 Cargo IQ 200- 300 mm (Bottle P/out)
- US Under Sink Drawer
- LHS Flap Fitting- Advance Lift Up HS
- AF Aluminium Frame- 45 mm for Lift Up
- DDS Dish Drainer Set- 900 mm (Cargo Series)
- S Sensys Hinge
- MU Microwave Unit- 600 mm
- OH Over Head Unit
- DS Dummy Shutter





## CargoTech

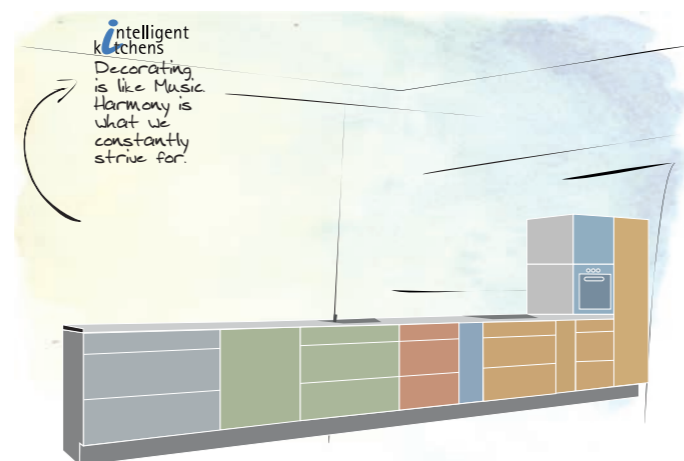
The new range of wire baskets are manufactured at our Vadodara Plant which has international standards of stringent quality controls. Each process is devised to produce a world class quality product. Automatic plating plant is used to provide excellent plating finish, hence we achieve such quality that makes us the only company who provides 10 year replacement warranty against rusting.





### 1. CargoTech Bottle Holder inlet

- ▶ To be used with 150 / 200 mm CargoTech basket.
- ▶ Four end connectors fix inlet to basket on 2<sup>nd</sup> wire from the top.
- ▶ To separate bottle, use plastic separator as required.
- ▶ Can be used to hold big size coffee mugs or glasses also.
- ▶ Number of bottles for basket depth:  
500 mm - 5 nos. / 550 mm - 6 nos. / 600 mm - 7 nos.



Straight kitchen



### 2. WingLine 770

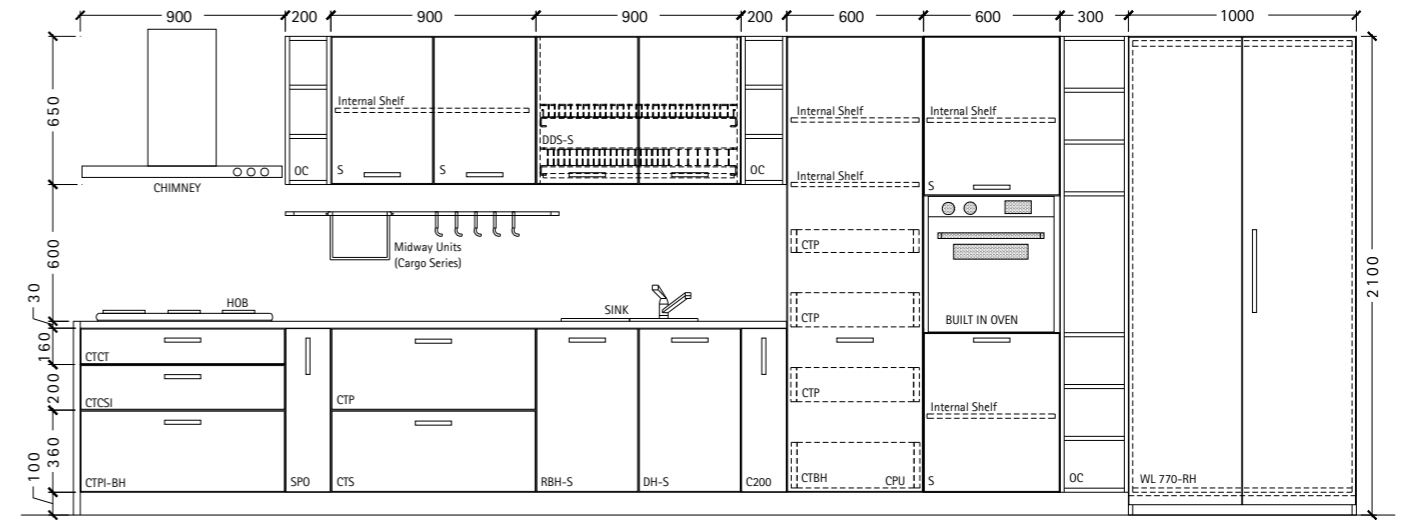
- ▶ For 1 folding door with 2 wings.
- ▶ Overlay door position.
- ▶ For wooden doors.
- ▶ Suitable for use with Sensys hinge with Silent System.
- ▶ Door wing weight up to 20 kg.
- ▶ Door height up to 2200 mm.
- ▶ Door wing width up to 500 mm.
- ▶ With WingLine 26 as bottom guide.
- ▶ Tested with 40000 cycles.



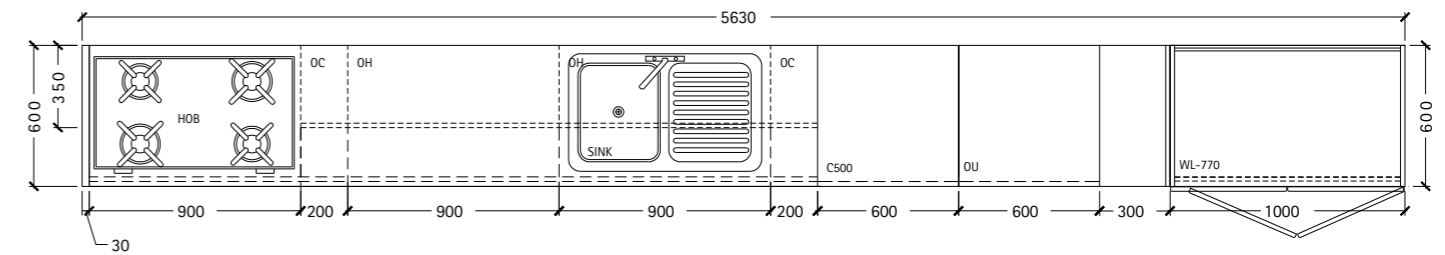
### 3. ProDecor Handle: Imperia

- ▶ Finish: Brushed stainless-steel look.





Elevation

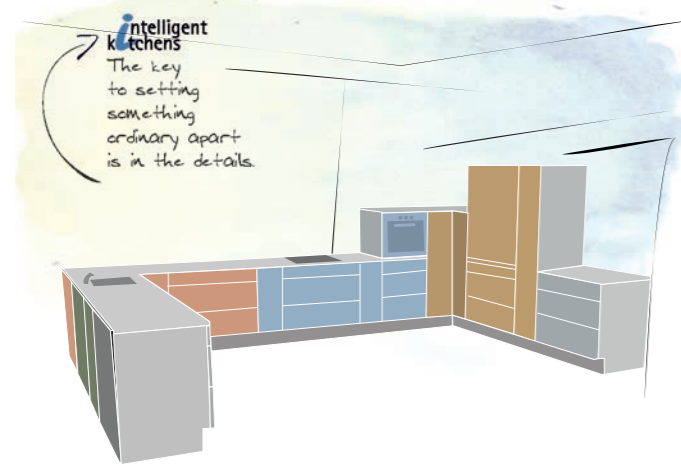


Plan

- CTP CargoTech Plain Basket
- CTCT CargoTech Cutlery Tray
- CTCSI CargoTech Cup & Saucer Inlet
- CTPI CargoTech Plate Inlet
- CTS CargoTech Separator Inlet
- CTBH CargoTech Bottle Holder
- C200 Cargo IQ 200- 200 mm (Bottle P/out)
- SPO Spice Pull Out (3 tier)- 200 mm
- DDS Dish Drainer Set- 900 mm (Cargo Series)
- WL 770 WingLine 770- RH
- CPU CargoTech Pantry Unit- 600 mm
- RBH Round Bin Holder 200 Series
- DH Detergent Holder (Cargo Series)
- S Sensys Hinge
- OC Open Cabinet
- OH Over Head Unit
- OU Oven Unit- 600 mm







U shaped kitchen

### 1. Under Sink Basket

- ▶ For utilizing optimum space under the sink, to store detergents / cleaners etc.
- ▶ Combines convenience with unmatched running action, stability & strength.
- ▶ Available for 900 mm cabinet width.
- ▶ Compatible with KA telescopic runners only, thus load capacity up to 45 Kg.

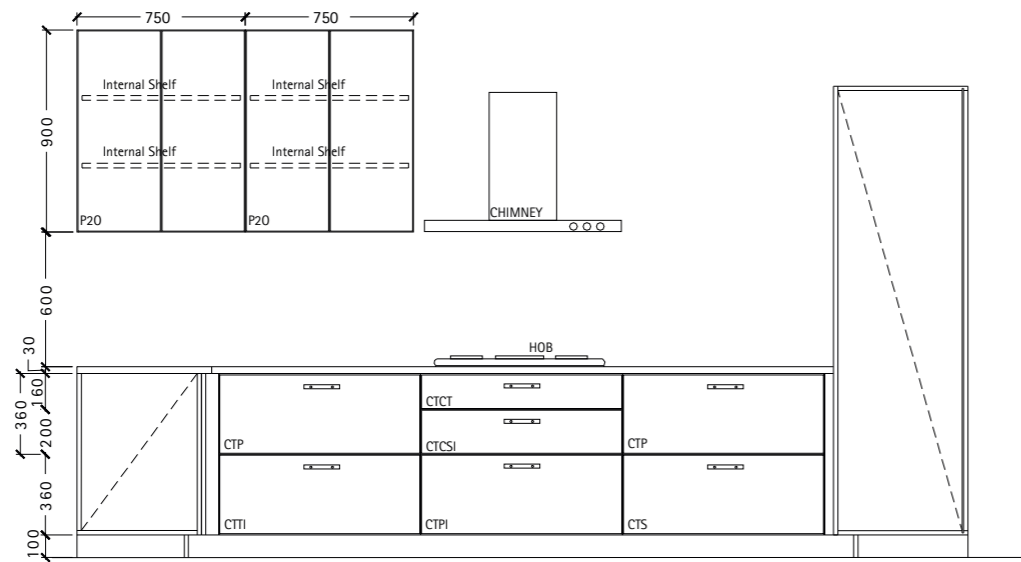
### 2. CargoMan

- ▶ Pull-out shelves for corner cabinet.
- ▶ The shelves can be swivelled out individually & completely.
- ▶ Load capacity 20 kg / shelf.
- ▶ Minimum inside carcass depth 490 mm.
- ▶ With fast assembly system.

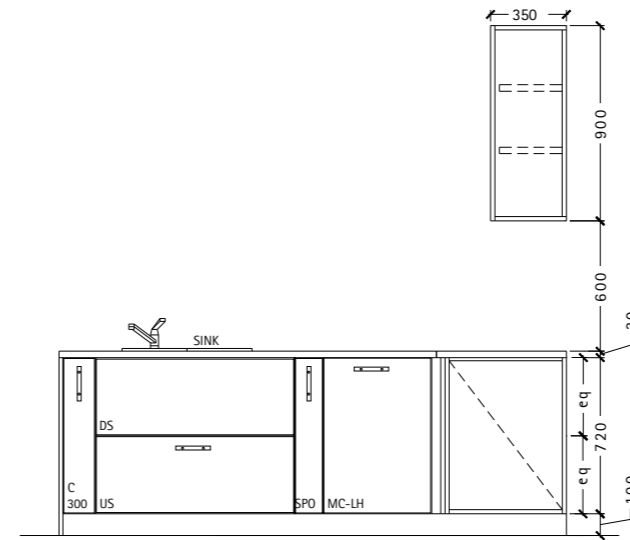
### 3. ProDecor Handle: Apua

- ▶ Finish: Brushed stainless-steel look.

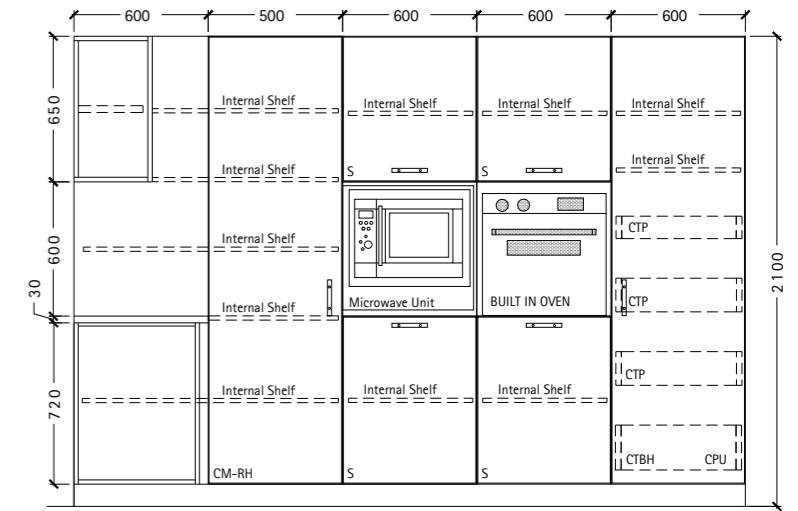




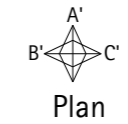
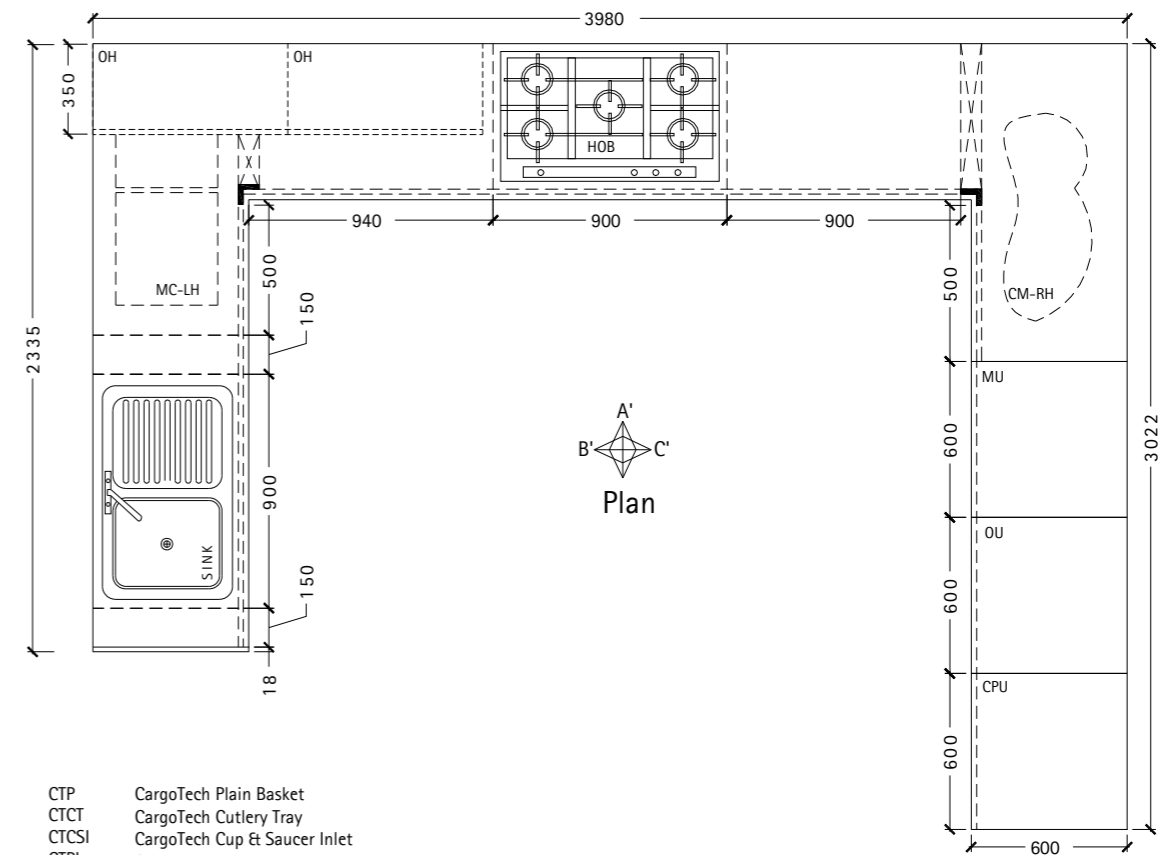

Elevation A



Elevation B



Elevation C



Plan


- CTP CargoTech Plain Basket
- CTCT CargoTech Cutlery Tray
- CTCSE CargoTech Cup & Saucer Inlet
- CTPI CargoTech Plate Inlet
- CTTI CargoTech Thali Inlet
- CTS CargoTech Separator Inlet
- CTBH CargoTech Bottle Holder
- C300 Cargo IQ 300- 150 mm (Bottle P/out)
- SPO Spice Pull Out (3 tier)- 150 mm
- CPU CargoTech Pantry Unit- 600 mm
- MC Moving Corner- LH- 500 mm (Cargo Series)
- CM CargoMan- RH- 500 mm with Blind Corner Hinge
- P20 Push To Open
- US Under Sink Basket
- S Sensys Hinge
- DS Dummy Shutter
- OH Over Head Unit
- OU Oven Unit- 600 mm
- MU Microwave Unit- 600 mm





### 1. Cargo 500: Larder Unit

- ▶ Convenience of modular concept.
- ▶ Compatible with Quadro ball-bearing runners and also KA telescopic drawer slides.
- ▶ Comfortably takes weight up to 250 kg.




Gallery kitchen



### 2. SlideLine 56:

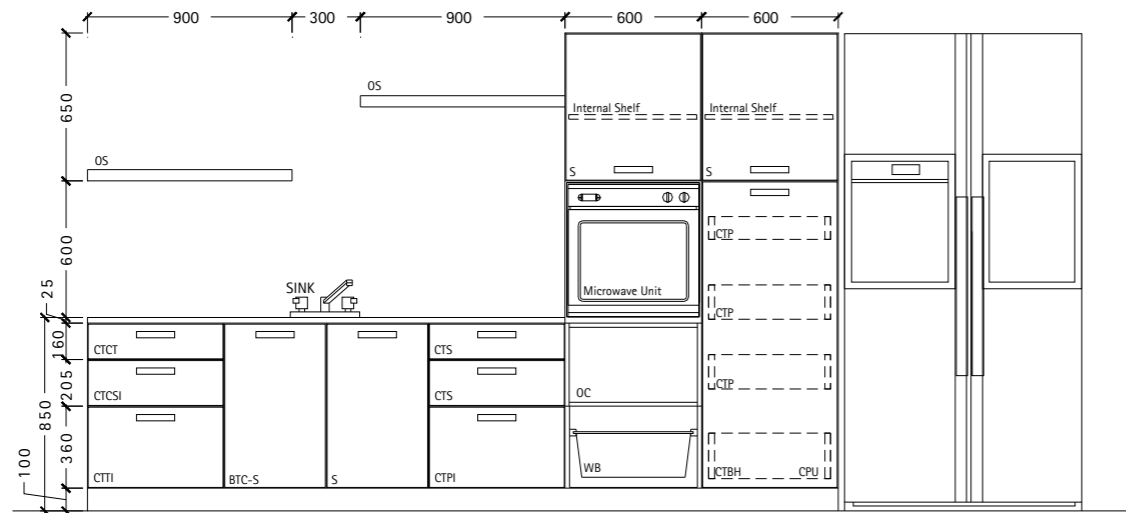
- ▶ Bottom-running sliding door system.
- ▶ Inset door position and for wooden doors.
- ▶ Door weight up to 40 kg with optional use with Silent System soft-closing function with runner and guide profile in aluminium.



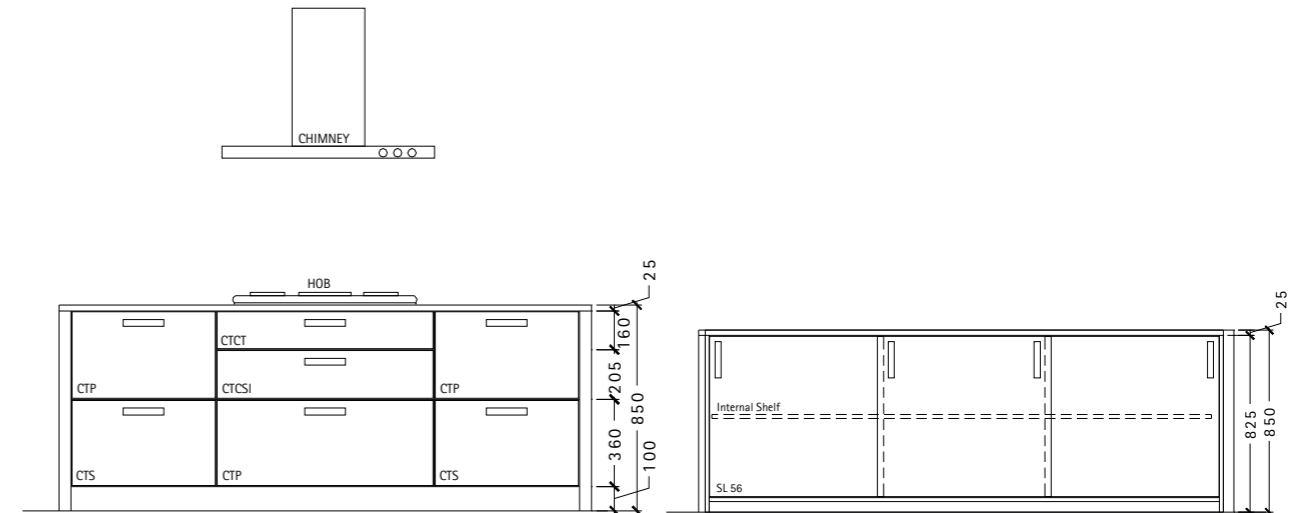
### 3. ProDecor Handle: Buena

- ▶ Finish: Bright copper look.



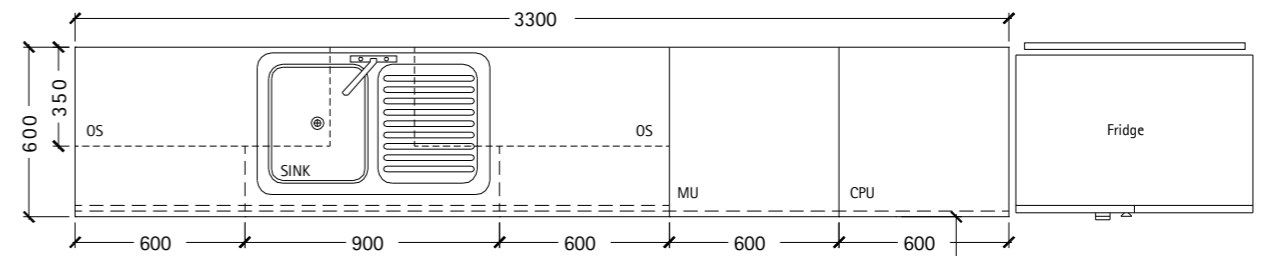


Elevation A

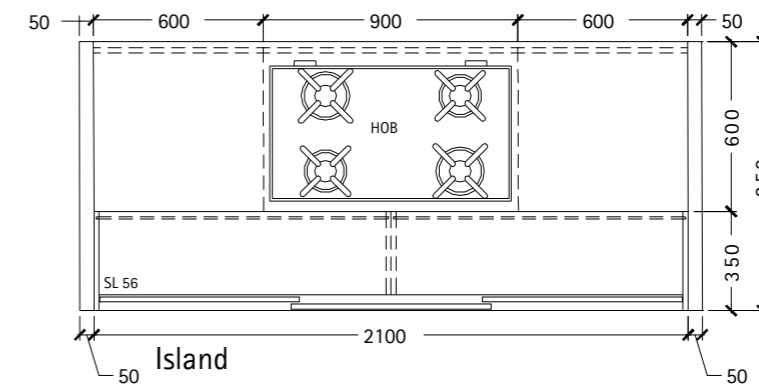


Elevation B


Island Elevation



Plan



Island



- CTP CargoTech Plain Basket
- CTCT CargoTech Cutlery Tray
- CTCSI CargoTech Cup & Saucer Inlet
- CTPI CargoTech Plate Inlet
- CTTI CargoTech Thali Inlet
- CTS CargoTech Separator Inlet
- CTBH CargoTech Bottle Holder
- SL 56 SlideLine 56
- CPU CargoTech Pantry Unit- 600 mm
- BTC Bin IT.Classic- 13L (Waste bin p/out)
- WB Wicker Basket
- S Sensys Hinge
- OS Open Shelf
- MU Microwave Unit- 600 mm





### 1. Spice pull out (3-tier)

- ▶ Unique sleek solid looking stainless steel wire basket structure, with convenience of modular concept.
- ▶ Lowest shelf can accommodate bottles also.
- ▶ Combines convenience with unmatched running action, stability & strength.



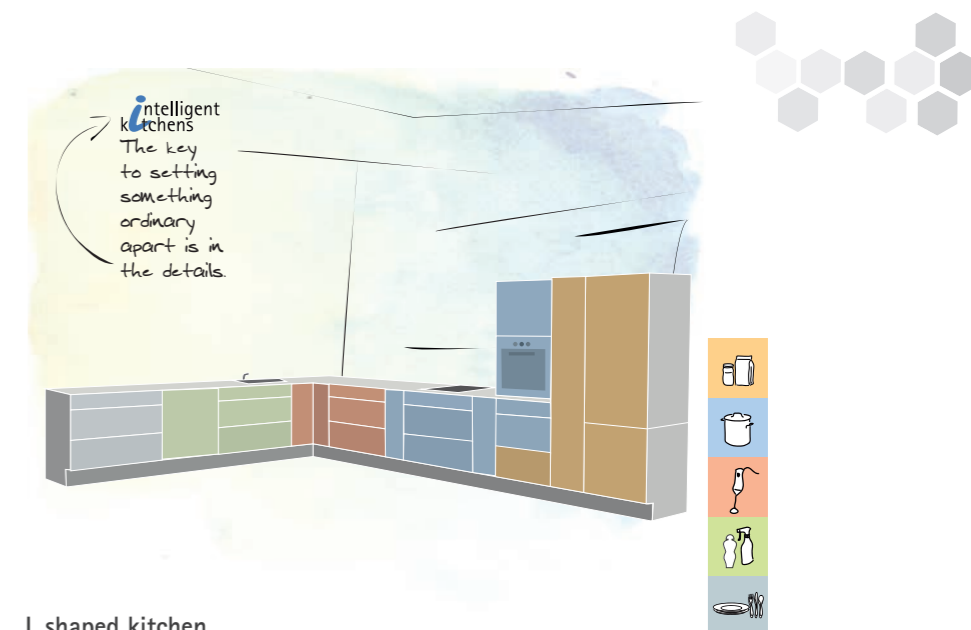
### 2. Cargo Carousel

- ▶ Perfect corner solution, for carcass dimension 900 X 900 mm.
- ▶ Very stable as installed on a wooden shelf & easy to fit.
- ▶ Three-quarter circle revolving shelves: melamine coated white wooden shelves with anti-slip.

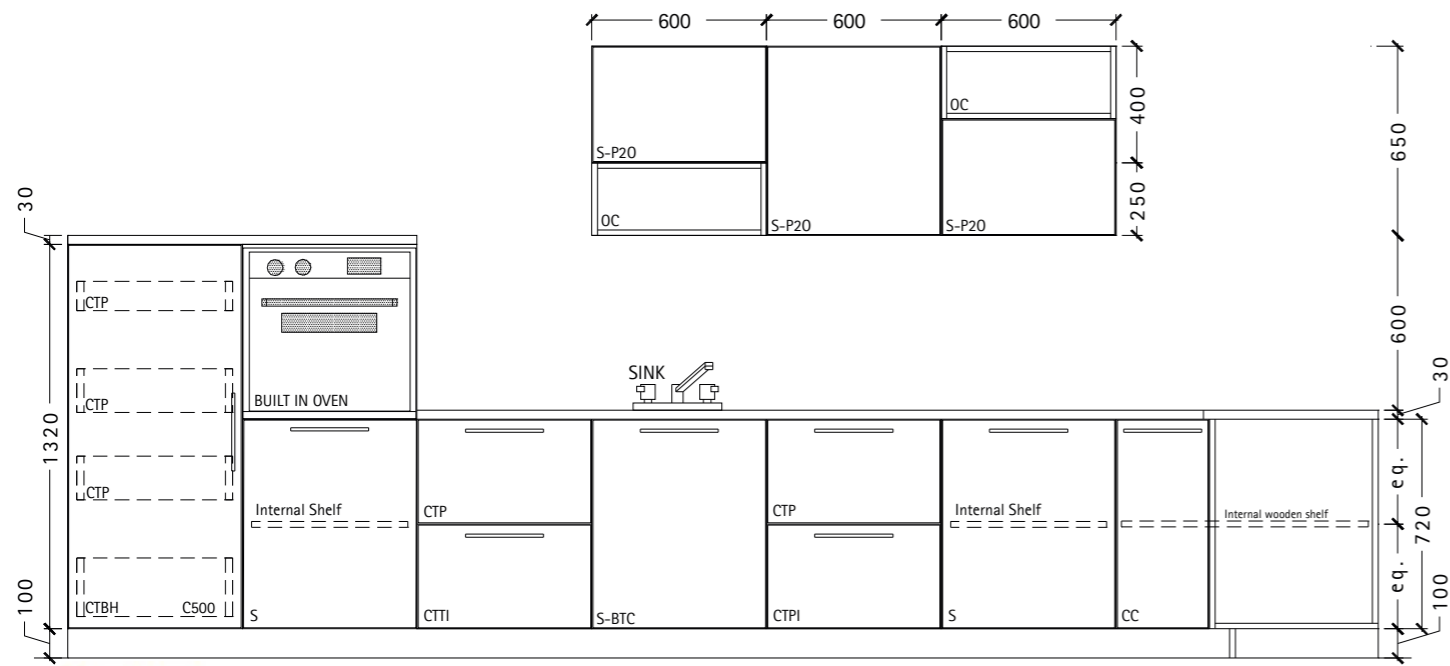


### 3. ProDecor Handle: Tomis

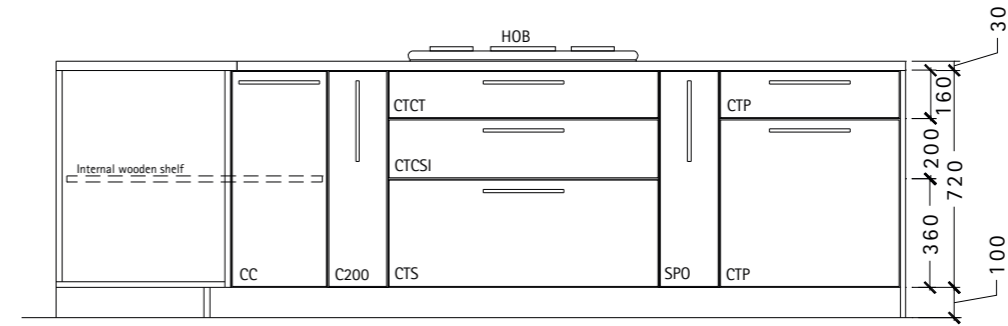
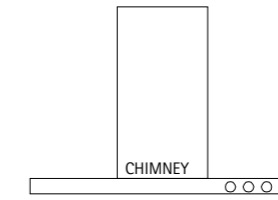
- ▶ Finish: Anodised aluminium / Aluminium look.



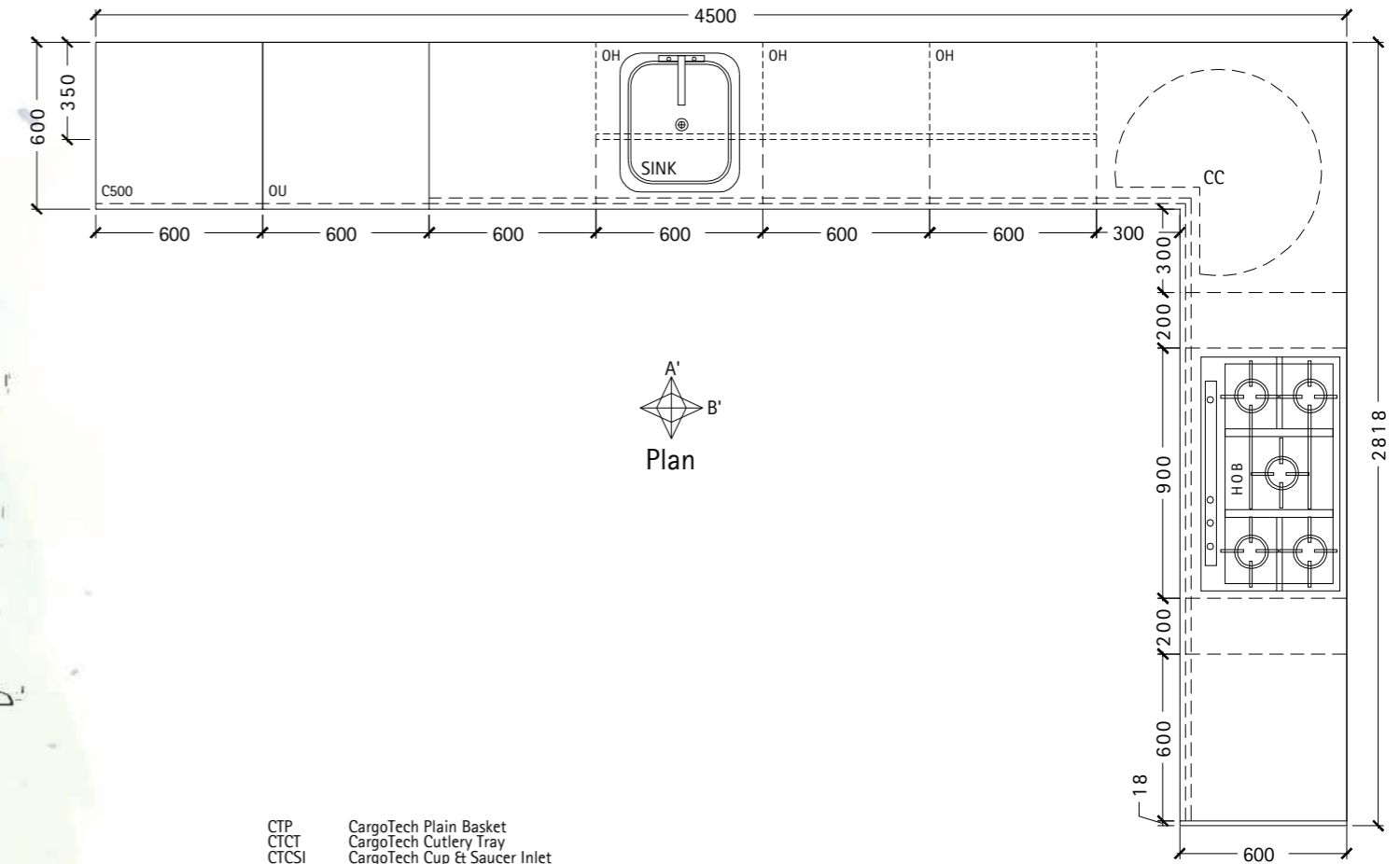

L shaped kitchen



Elevation A



Elevation B



Plan

- CTP CargoTech Plain Basket
- CTCT CargoTech Cutlery Tray
- CTCSI CargoTech Cup & Saucer Inlet
- CTPI CargoTech Plate Inlet
- CTTI CargoTech Thali Inlet
- CTS CargoTech Separator Inlet
- CTBH CargoTech Bottle Holder
- C500 Cargo500 Larder Unit- 600 mm
- SPO Spice Pull Out- 200 mm
- C200 Cargo IQ 200- 200 mm (Bottle P/out)
- CC Cargo Carousel
- BTC Bin IT.Classic- 13L (Waste bin p/out)
- S Senssys Hinge
- P20 Push To Open
- OC Open Cabinet
- OU Oven Unit- 600 mm





### 1. CargoPlus

- ▶ Thali & plate inlet, height 144 mm.
- ▶ Can take upto 16 regular sized plates.
- ▶ Can take upto 7 regular sized thalis.



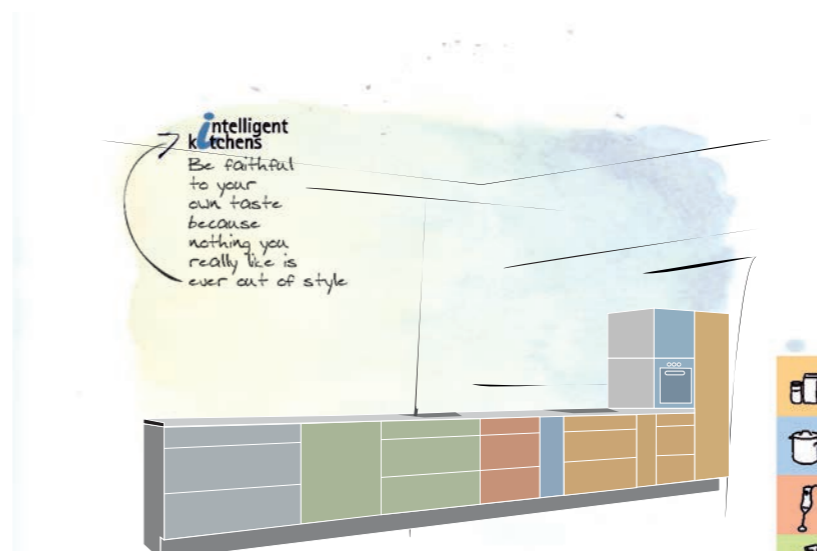
### 2. Round bin holder 200 series

- ▶ Fitting systems for kitchens.
- ▶ Waste collecting systems.
- ▶ Light weight but sturdy structure, as made of thick wire.



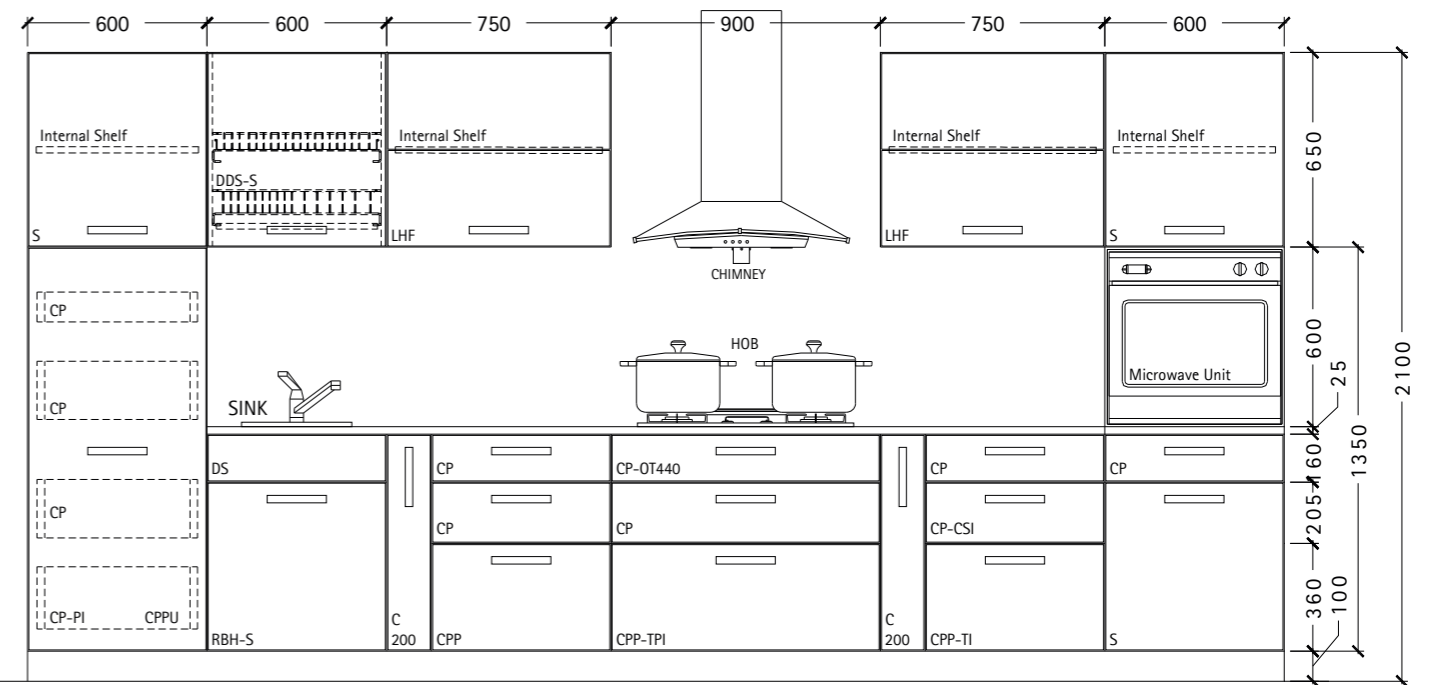
### 3. ProDecor Handle: Aosta

- ▶ Finish: Brushed stainless steel.

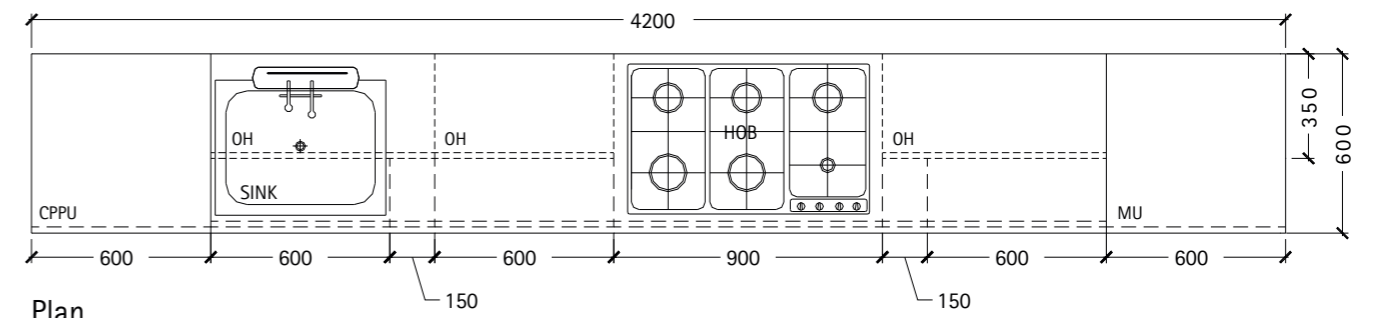


Straight kitchen





Elevation



Plan

- CP CargoPlus plain drawer (70 mm)
- CPP CargoPlus pot & pan drawer (144 mm)
- CP-OT440 CargoPlus with OrgaTray 440
- CPP-TPI CargoPlus with Thali / Plate inlet
- CP-CSI CargoPlus with Cup / Saucer inlet
- CPP-TI CargoPlus with Thali inlet
- CPP-PI CargoPlus with Plate inlet
- CPPU CargoPlus Pantry Unit- 600 mm
- RBH Round Bin Holder 200 series
- C200 Cargo IQ 200- 150 mm (Bottle P/out)
- LHF Flap Fitting- Advance Lift Up HF
- DDS Dish Drainer Set- 600 mm (Cargo Series)
- MU Microwave Unit- 600 mm
- OH Over Head Unit
- DS Dummy Shutter
- S Sensys Hinge







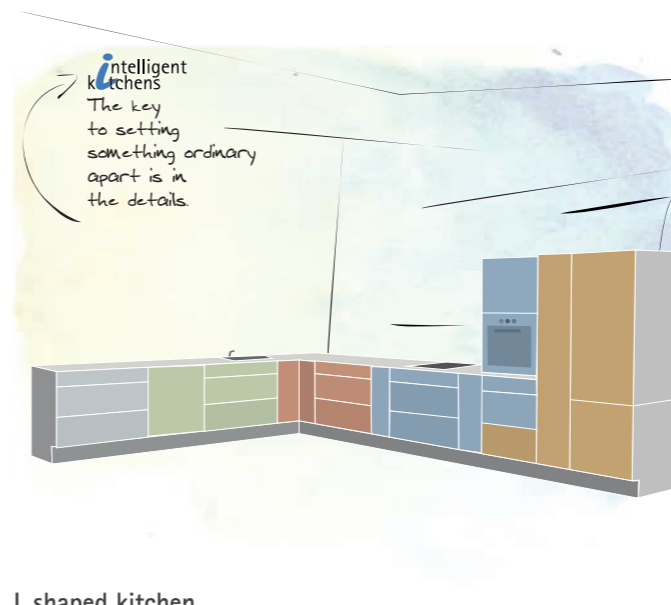
### 1. CargoMan M

- ▶ Extremely easy to fit, Very stable, 20 Kg load capacity.
- ▶ 100,000 cycles pull out certified.
- ▶ Each shelf independent, with option to have odd or even numbers of layers.



### 2. Cargo Midway Series

- ▶ Can be used to keep small containers of Spices, Jar, Oil or Sauce bottles.
- ▶ Saucer Rack can take upto 6 saucers.
- ▶ Finish: Chrome Plated.



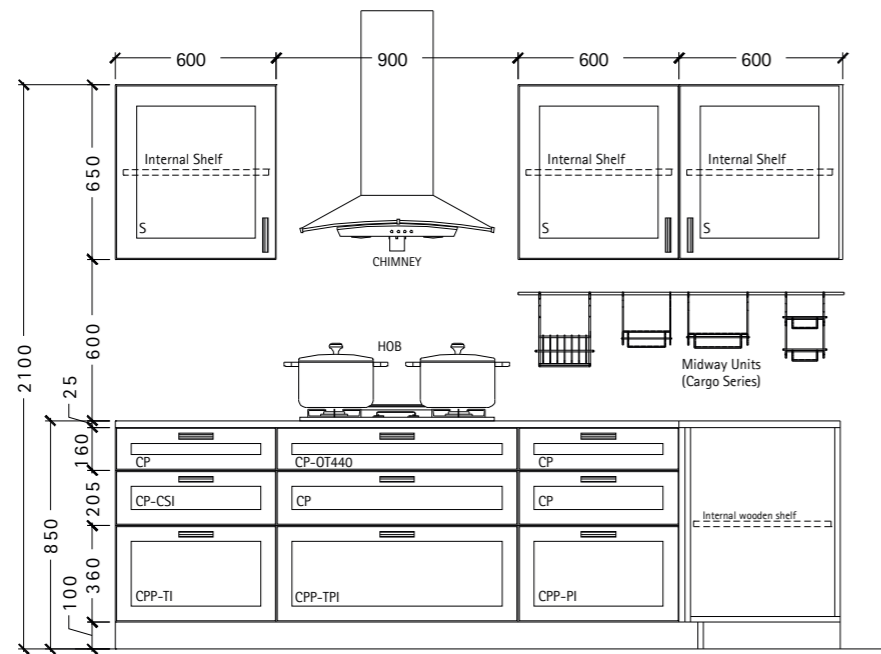
L shaped kitchen



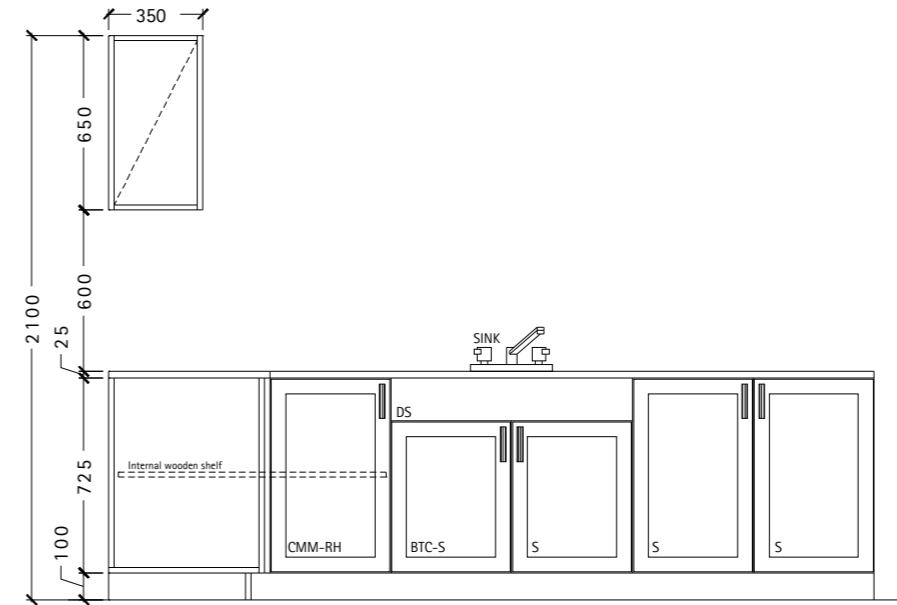
### 3. ProDecor Handle: Ponzone

- ▶ Finish: Antique pewter look, Antique bronze look.

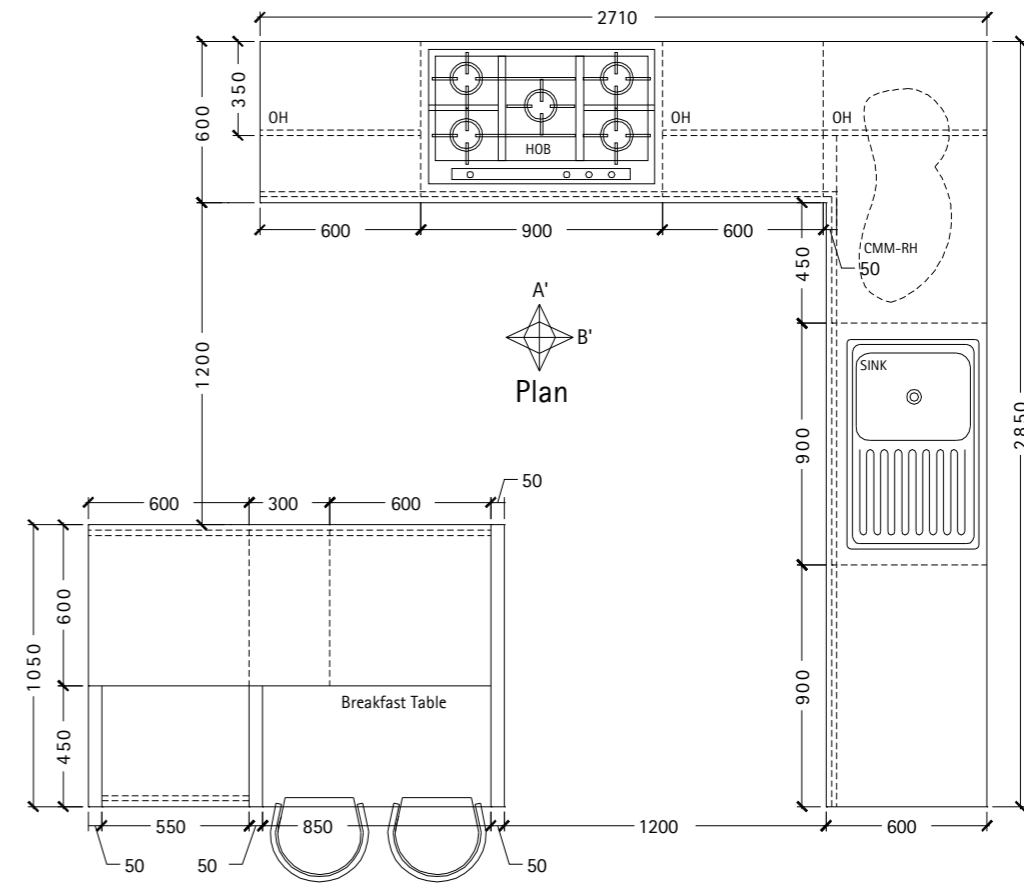




Elevation A



Elevation B



- CP CargoPlus plain drawer (70 mm)
- CPP CargoPlus pot & pan drawer (144 mm)
- CP-OT440 CargoPlus with OrgaTray 440
- CPP-TPI CargoPlus with Thali / Plate inlet
- CP-CSI CargoPlus with Cup / Saucer inlet
- CPP-TI CargoPlus with Thali inlet
- CPP-PI CargoPlus with Plate inlet
- CMM-RH CargoMan M- 450 mm- RH with Blind Corner Hinge
- BTC Bin IT Classic -13L (Waste bin p/out)
- S Sensys Hinge
- OH Over Head Unit
- DS Dummy Shutter





### 1. CargoFlexi Thali Inlet

- ▶ To be used with 200 mm CargoFlexi basket.
- ▶ Four end connectors fix inlet to basket on 2<sup>nd</sup> wire from the top.



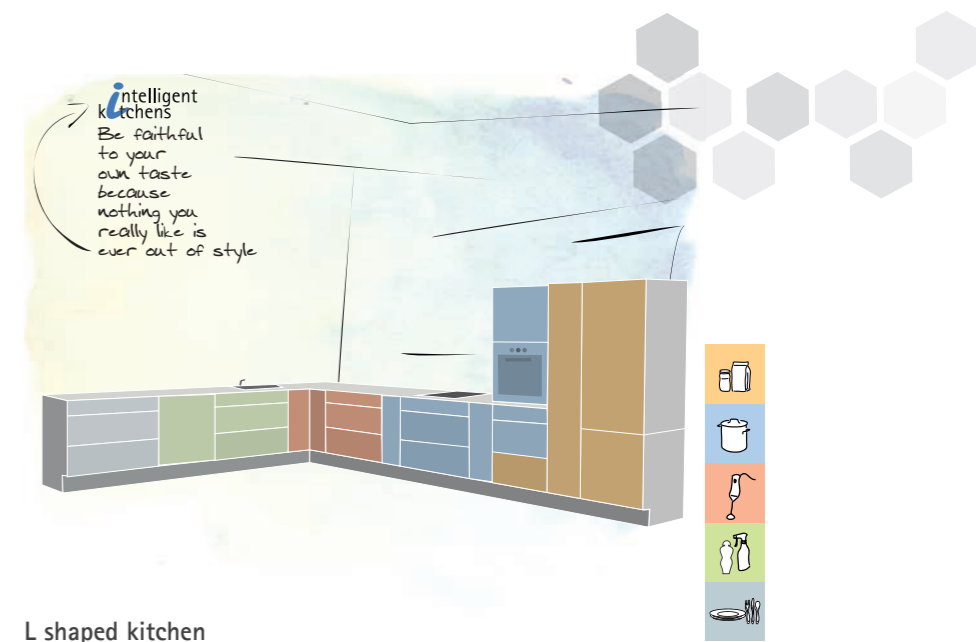
### 2. Cargo Duo

- ▶ Pull-out equipped column (reversible), with 8 Et 12 baskets, wire bottom, with soft mechanism.
- ▶ Swivelling pull-out for Cargo Duo, complete with Silent System.
- ▶ Door and pull-out shelf ensure full use of the space available.

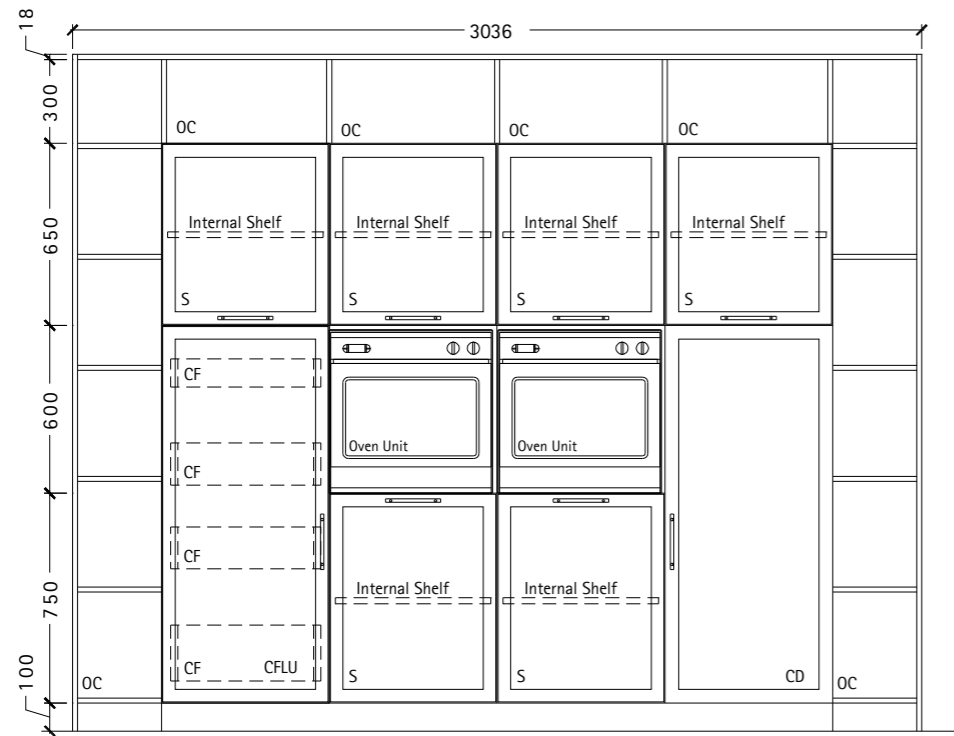


### 3. ProDecor Handle: Anzio

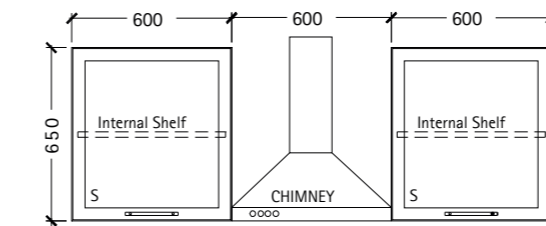
- ▶ Finish: Brushed stainless steel.



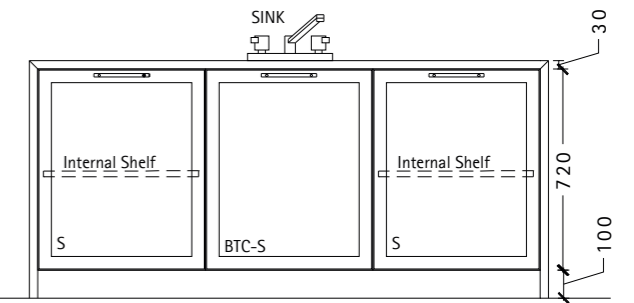
L shaped kitchen



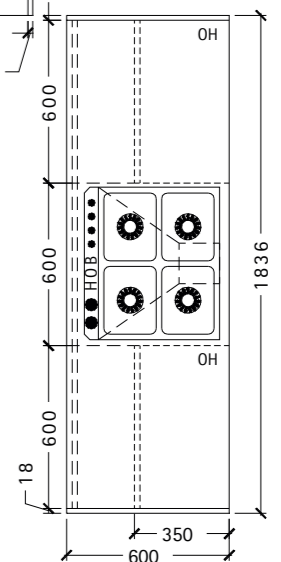
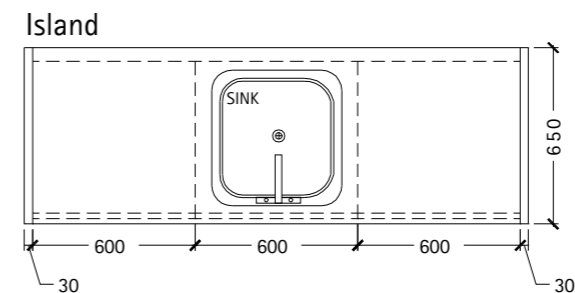
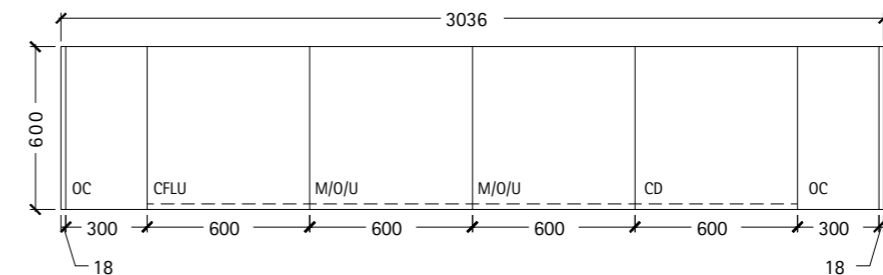
Elevation A



Elevation B



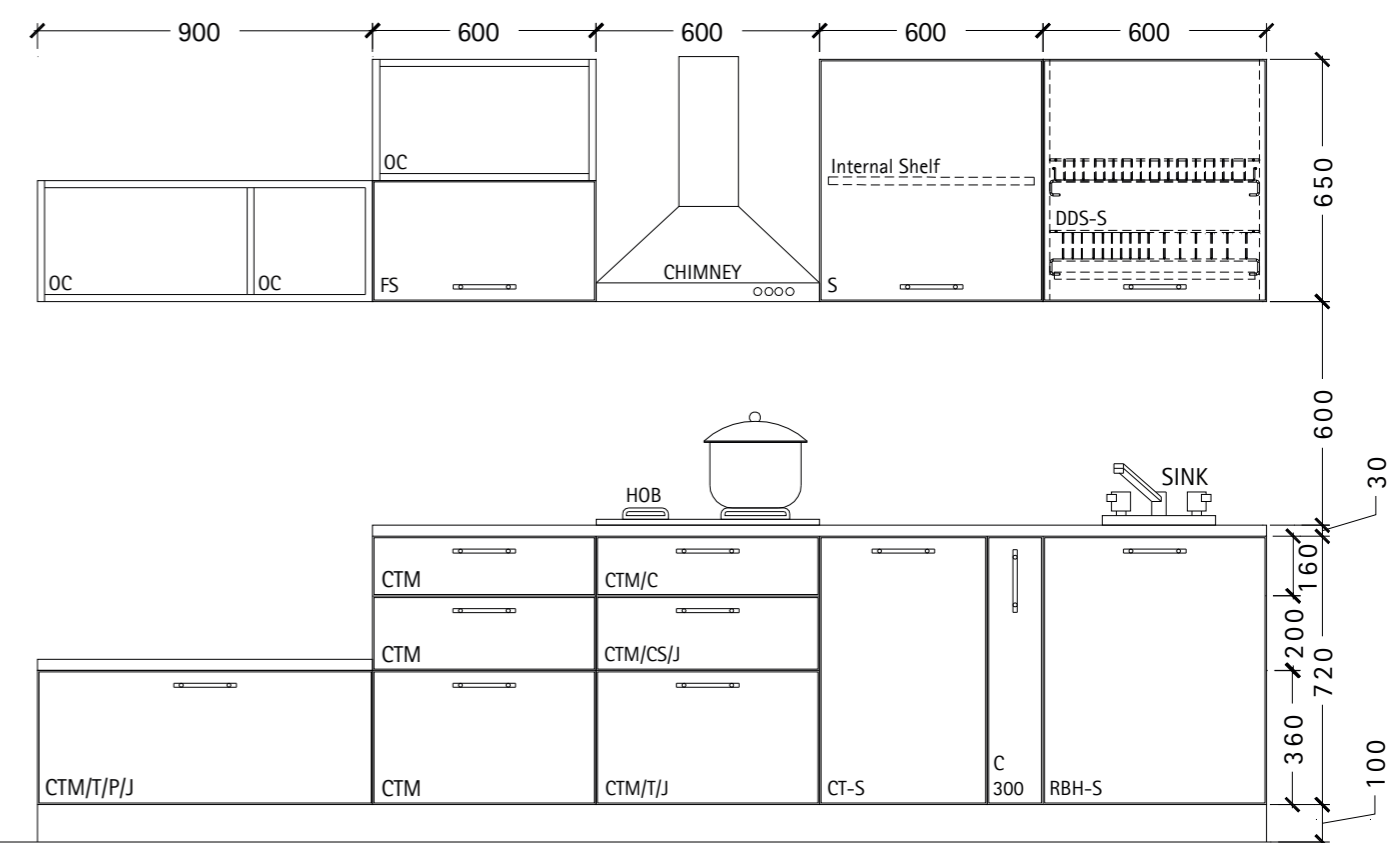

Island Elevation



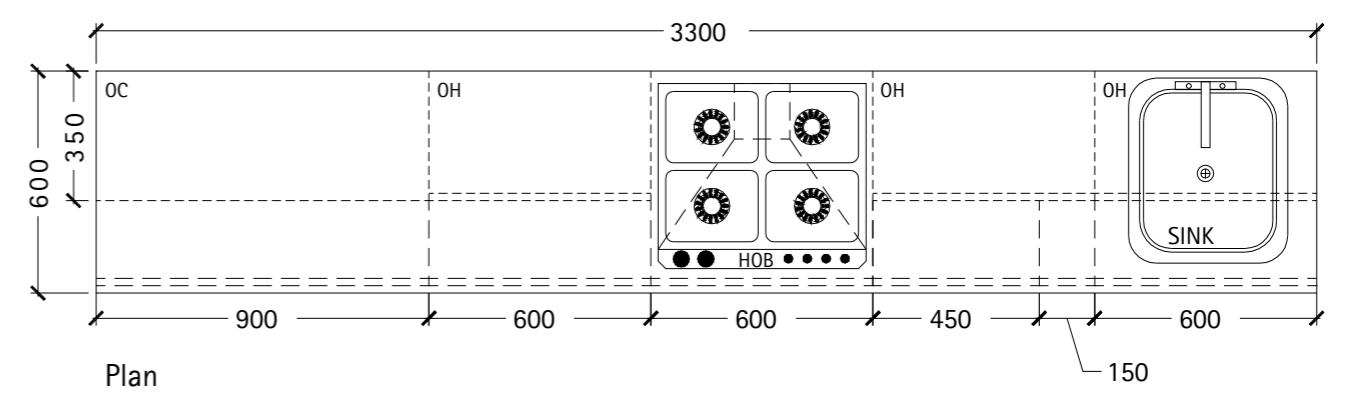
- CF CargoFlexi Basket
- CF-CT CargoFlexi with Cutlery Tray
- CF-CI CargoFlexi with Cup Inlet
- CF-SI CargoFlexi with Saucer Inlet
- CF-PI CargoFlexi with Plate Inlet
- CF-TI CargoFlexi with Thali with Separator Inlet
- CFPU CargoFlexi Pantry Unit- 600 mm
- CD Cargo Duo- 600 mm
- BTC Bin IT. Classic- 13L (Waste bin p/out)
- S Sensys Hinge
- M/O/U Microwave / Oven Unit- 600 mm
- OC Open Cabinet
- OH Over Head Unit







Elevation



Plan

- CTM CargoTech M Plain Basket
- CTM/C CargoTech M / Cutlery Basket
- CTM/CS/J CargoTech M Cup Et Saucer / Jar Basket
- CTM/T/J CargoTech M Thali / Jar Basket
- CTM/T/P/J CargoTech M Thali / Plate / Jar Basket
- RBH Round Bin Holder 200 Series
- CT Cylinder Trolley
- DDS Dish Drainer Set- 600 mm (Cargo Series)
- C300 Cargo IQ 300- 150 mm (Bottle P/out)
- FS Flap Stay Basic
- OH Over Head Unit
- OC Open Cabinet
- S Sensys Hinge





FOOD STORAGE



ArciTech Pantry Unit



Atira Pantry Unit



STORAGE CONTAINERS



ArciTech drawer with DesignSide



ArciTech drawer with TopSide




InnoTech Pantry Unit



Crago Duo




Cargo Larder



ArciTech drawer with Railing



ArciTech Internal Drawer



OrgaStore 410



Cargo 500- Larder Unit



CargoPlus Pantry Unit



InLine XL



InnoTech drawer with railing



InnoTech drawer with TopSide



OrgaFlag



WingLine 770



WingLine 780



WingLine 170






Cargo IQ 200






Cargo IQ 300



Spice pull-out










PRODECOR HANDLE



Megina



Coria



PRODECOR HANDLE



Imola



Castra




Capua



Tempe



Rialto




Macra



Cella



Bersone



Buena



Hafnia



Intra




Touch-in



Touch-in



Amisia



Tamazi



Itala



Cecina



Itri



Novoli



Esbo




ACCESSORIES




Sensys



Sensys 165\*



LIGHTS



Versa Plus ChannelLine A



InnoLine Plus




Quadro Runner




Telescopic Runner



Glass Shelf Support (Sekura 8)



Race Plus



PowerLine in




MultiSwitch IR




Adj. Shelf Support (Sekura 2)




Connecting screw VHS 32




Cabinet suspension brackets (SAH 130)



LitePanel M



Versa Inside 2 in ChannelLine E



Swing




Euro Leg



Work top extension




Anti Slip Mat



PowerLite Plus




MiniFlat



Versa Plus

"Even the smallest details of a room should express the architect's intention. The result is a home, work environment and life that speak satisfaction."

Dr. Andreas Hettich



**Facebook**

Our Hettich Facebook page gives you information on every aspect of the Hettich Group and tells you all about new products, members of staff and apprenticeship training. Apart from this, we also keep you informed on trade fairs, shows and events. We look forward to the opportunity of actively communicating with you. [www.facebook.com/Hettich.en](http://www.facebook.com/Hettich.en)



**YouTube**

Use our YouTube channel and get a glimpse of the Hettich world. Our videos show you our latest products, example applications as well as assembly and installation instructions for DIYers. [www.youtube.com/HettichEnglish](http://www.youtube.com/HettichEnglish)